

 龙声  
LONSHINE SOHO FURNITURE

# LONG SHENG



**Long Sheng Office Furniture CO.,LTD**

ADD:Shatou Yingming Estate, Jiujiang Town, Nanhai District, Foshan City,  
Guangdong, China

Post code:528208


Tel:86-757-86902810 86902806

Fax:86-757-86902801

E-mail:Sales@long-sheng.com

longs@globalsources.com

Homepage:<http://www.long-sheng.com>



**CT-3587**

ACTUAL(CM):120(W)X60(D)X76(H)

**MB-5056**

ACTUAL(CM):60(W)X30(D)X106(H)



**CT-3586**

ACTUAL(CM):120(W)X60(D)X78(H)



**CT-3588**

ACTUAL(CM):143,5(W)X63,5(D)X76(H)

**MB-5057**

ACTUAL(CM):35(W)X35(D)X165(H)





**CT-3589**

ACTUAL(CM):120(W)X60(D)X97(H)



**CT-3590**

ACTUAL(CM):130(W)X60(D)X80(H)





**CT-3582**

ACTUAL(CM): 100(W)X55(D)X81.5(H)  
 PACKAGE(CM): 108(L)X59(W)X13(H)  
 N.W.(KGS): 25  
 G.W.(KGS): 27



**CT-3580**

ACTUAL(CM): 120(W)X60(D)X86(H)  
 PACKAGE(CM): 127(L)X67(W)X9.5(H)  
 N.W.(KGS): 28  
 G.W.(KGS): 29.5



### CT-3579

ACTUAL(CM): 120(W)X60(D)X76(H)  
PACKAGE(CM): 125(L)X64(W)X11.5(H)  
N.W.(KGS): 36  
G.W.(KGS): 37.5



### CT-3581

ACTUAL(CM): 100(W)X55(D)X81(H)  
PACKAGE(CM): 107(L)X61(W)X11.5(H)  
N.W.(KGS): 23  
G.W.(KGS): 25



① **MB-3583**

ACTUAL(CM):80(W)X33(D)X133(H)  
 PACKAGE(CM): 135.5(L)X35.5(W)X15(H)  
 N.W.(KGS): 15.08  
 G.W.(KGS): 16

② **CT-3583**

ACTUAL(CM):128(W)X60(D)X86(H)  
 PACKAGE(CM): 123(L)X61.5(W)X14(H)  
 N.W.(KGS): 31.29  
 G.W.(KGS): 32.5

③ **S-30**

ACTUAL(CM):40(W)X40(D)X52.5(H)  
 PACKAGE(CM): 49(L)X44(W)X15(H)  
 N.W.(KGS): 16  
 G.W.(KGS): 17.5

**MB-5048B**

ACTUAL(CM):33.5-169.5(W)X62.5(D)X75(H)  
 PACKAGE(CM): 81.5(L)X69(W)X16.5(H)  
 N.W.(KGS): 30  
 G.W.(KGS): 32





**CT-3575**

ACTUAL(CM): 120(W)X60(D)X77(H)  
 PACKAGE(CM): 126.5(L)X66.5(W)X10(H)  
 N.W.(KGS): 29  
 G.W.(KGS): 31



**CT-3576**


ACTUAL(CM): 120(W)X60(D)X80.5(H)  
 PACKAGE(CM): 126.5(L)X66.5(W)X11.5(H)  
 N.W.(KGS): 30  
 G.W.(KGS): 33



**CT-3576G**

ACTUAL(CM): 120(W)X60(D)X80.5(H)  
 PACKAGE(CM): 126(L)X66(W)X13.5(H)  
 N.W.(KGS): 32.6  
 G.W.(KGS): 35





**CT-3573**

ACTUAL(CM): 150(W)X56.5(D)X100(H)  
 PACKAGE(CM): 150(L)X74(W)X8.5(H)  
 74(L)X59(W)X10.5(H)  
 N.W.(KGS): 41.5  
 G.W.(KGS): 46



**CT-3571A**

ACTUAL(CM): 105(W)X70(D)X88(H)



**CT-3571**

ACTUAL(CM): 140(W)X70(D)X96(H)  
 PACKAGE(CM): 99(L)X73(W)X11(H)  
 113(L)X67(W)X5(H)  
 N.W.(KGS): 48  
 G.W.(KGS): 52





### CT-3563

ACTUAL(CM): 120(W)X60(D)X81.5(H)  
PACKAGE(CM): 123.5(L)X71.5(W)X8(H)  
N.W.(KGS): 31.5  
G.W.(KGS): 33



### CT-3567AN

ACTUAL(CM): 130(W)X60(D)X76(H)  
PACKAGE(CM): 137.5(L)X67.5(W)X10(H)  
67(L)X53(W)X12(H)  
N.W.(KGS): 55.7  
G.W.(KGS): 49.2



### CT-3584

ACTUAL(CM):126(W)X60(D)X76.5(H)  
PACKAGE(CM): 125(L)X67(W)X14(H)  
N.W.(KGS): 41  
G.W.(KGS): 43



### CT-3585

ACTUAL(CM):130(W)X60(D)X81(H)  
PACKAGE(CM): 136(L)X65(W)X11(H)  
N.W.(KGS): 44  
G.W.(KGS): 46



**CT-3561B**

ACTUAL(CM):120(W)X59(D)X87.5(H)



**CT-3561**

ACTUAL(CM): 120(W)X59(D)X87.5(H)  
 PACKAGE(CM): 123.5(L)X62.5(W)X9(H)  
 N.W.(KGS): 27.5  
 G.W.(KGS): 29



**CT-3562**

ACTUAL(CM):120(W)X60(D)X94(H)  
 PACKAGE(CM): 120.5(L)X62(W)X14(H)  
 N.W.(KGS): 37  
 G.W.(KGS): 39



### CT-3560

ACTUAL(CM): 151(W)X68.5(D)X87.5(H)  
 PACKAGE(CM): 142.5(L)X68.5(W)X10(H)  
 77(L)X22(W)X9(H)  
 N.W.(KGS): 35.5  
 G.W.(KGS): 38.5



### CT-3565

ACTUAL(CM): 120(W)X65.5(D)X100(H)  
 PACKAGE(CM): 123.5(L)X70(W)X12(H)  
 N.W.(KGS): 37.5  
 G.W.(KGS): 40



### CT-3566

ACTUAL(CM): 120(W)X60(D)X91(H)  
PACKAGE(CM): 124(L)X63.5(W)X9(H)  
N.W.(KGS): 35.5  
G.W.(KGS): 37



### CT-3530A

ACTUAL(CM): 120(W)X60(D)X76(H)  
PACKAGE(CM): 123.5(L)X64(W)X8(H)  
74(L)X60.5(W)X8(H)  
N.W.(KGS): 39.5  
G.W.(KGS): 43



## CT-3857

ACTUAL(CM): 166(W)X126(D)X75.5(H)  
PACKAGE(CM): 146(L)X79(W)X7(H)  
126.5(L)X52(W)X9.5(H)  
97(L)X61(W)X12(H)

N.W.(KGS): 85  
G.W.(KGS): 91



## CT-3857G

ACTUAL(CM): 166(W)X126(D)X75.5(H)  
PACKAGE(CM): 146(L)X79(W)X9(H)  
126.5(L)X52(W)X9.5(H)  
97(L)X61(W)X12(H)

N.W.(KGS): 90.5  
G.W.(KGS): 97.5



## CT-3854

ACTUAL(CM): 160(W)X255.5(D)X106(H)

PACKAGE(CM): 166(L)X67(W)X10(H)

126(L)X56(W)X9(H)

126(L)X78(W)X14(H)

N.W.(KGS): 150

G.W.(KGS): 157





**CT-3540**

ACTUAL(CM): 180(W)X162(D)X75(H)  
 PACKAGE(CM): 186.5(L)X86.5(W)X8.5(H)  
 166.5(L)X62(W)X9.5(H)  
 N.W.(KGS): 105  
 G.W.(KGS): 110



**S-28**

ACTUAL(CM): 140(W)X40(D)X90(H)  
 ✦ PACKAGE(CM): 1/2 146(L)X46(W)X8(H)  
 2/2 87(L)X56(W)X11(H)  
 ✦ N.W.(KGS): 52.5  
 ✦ G.W.(KGS): 56



### CT-3853A

ACTUAL(CM): 150(W)X100(D)X76(H)  
PACKAGE(CM): 106.5(L)X86.5(W)X14.5(H)  
N.W.(KGS): 28  
G.W.(KGS): 30  
LOADABILITY: 210PCS/20'CONTAINER  
LOADABILITY: 420PCS/40'CONTAINER



### S-22

ACTUAL(CM): 89(W)X45(D)X76(H)  
PACKAGE(CM): 95.5(L)X52(W)X18(H)  
N.W.(KGS): 36  
G.W.(KGS): 37.5  
LOADABILITY: 325PCS/20'CONTAINER  
LOADABILITY: 635PCS/40'CONTAINER



### MB-5049

ACTUAL(CM): 160(W)X38(D)X180(H)  
PACKAGE(CM): 1/3 178(L)X43.5(W)X11(H)  
2/3 178(L)X43.5(W)X11(H)  
3/3 174(L)X44.5(W)X9.5(H)  
N.W.(KGS): 120  
G.W.(KGS): 126





S-25



**CT-3855**

ACTUAL(CM): 180(W)X180(D)X75(H)  
 PACKAGE(CM): 186.5(L)X86.5(W)X8.5(H)  
 106.5(L)X76.5(W)X14(H)  
 N.W.(KGS): 73  
 G.W.(KGS): 77.5



**S-25**

ACTUAL(CM): 44(W)X40(D)X52(H)  
 PACKAGE(CM): 52(L)X49(W)X13.5(H)  
 N.W.(KGS): 17  
 G.W.(KGS): 18.5



**S-29**

ACTUAL(CM): 80(W)X40(D)X90(H)  
 PACKAGE(CM): 88(L)X47(W)X16.5(H)  
 N.W.(KGS): 32  
 G.W.(KGS): 34



### CT-3539

ACTUAL (CM): 180(W)X80(D)X76(H)  
PACKAGE (CM): 186.5(L)X86.5(W)X10.5(H)  
N.W.(KGS): 42  
G.W.(KGS): 44.5



### S-28A

ACTUAL (CM): 130(W)X40(D)X90(H)  
PACKAGE (CM): 1/2 136(L)X46(W)X9.5(H)  
2/2 87(L)X56(W)X9.5(H)  
N.W.(KGS): 50.5  
G.W.(KGS): 54.5





### CT-3528

ACTUAL(CM): 140(W)X70(D)X75(H)  
PACKAGE(CM): 146(L)X76(W)X8(H)  
N.W.(KGS): 24  
G.W.(KGS): 25.5



### CT-3528A

ACTUAL(CM): 160(W)X70(D)X75(H)  
PACKAGE(CM): 166(L)X76(W)X8(H)  
N.W.(KGS): 26.5  
G.W.(KGS): 28



## LT-201

ACTUAL(CM):160(W)X75(D)X72-121.5(H)  
PACKAGE(CM): 166.5(L)X81.5(W)X5.5(H)  
147.5(L)X20(W)X9.5(H)  
78(L)X23.5(W)X12.5(H)

N.W.(KGS): 48  
G.W.(KGS): 53.5



## CT-3517A

ACTUAL(CM):160(W)X117.5(D)X76(H)  
PACKAGE(CM): 147.5(L)X72.5(W)X6.5(H)  
113.5(L)X61.5(W)X12(H)  
N.W.(KGS): 65.5  
G.W.(KGS): 69.5  
LOADABILITY: 185PCS/20'CONTAINER  
LOADABILITY: 370PCS/40'CONTAINER



**CT-3533G**

ACTUAL(CM): 140(W)X60(D)X76(H)  
 PACKAGE(CM): 147.5(L)X67.5(W)X6(H)  
 78(L)X64(W)X13(H)  
 N.W.(KGS): 51  
 G.W.(KGS): 55



**MB-3533**

ACTUAL(CM): 80(W)X30(D)X150(H)  
 PACKAGE(CM): 157.5(L)X39.5(W)X16.5(H)  
 N.W.(KGS): 28  
 G.W.(KGS): 30



MB-3533



**CT-3533**

ACTUAL(CM): 140(W)X60(D)X76(H)  
 PACKAGE(CM): 147.5(L)X67.5(W)X6(H)  
 78(L)X64(W)X13(H)  
 N.W.(KGS): 49  
 G.W.(KGS): 53







### CT-3537

ACTUAL (CM): 150(W)X143(D)X184(H)  
 PACKAGE (CM): 157.5(L)X66(W)X7(H)  
 80(L)X77(W)X13(H)  
 80.5(L)X46.5(W)X19(H)  
 185.5(L)X44(W)X10(H)  
 N.W.(KGS): 108.5  
 G.W.(KGS): 117



### MB-3537

ACTUAL (CM): 80(W)X40(D)X184(H)  
 PACKAGE (CM): 1/3 80(L)X77(W)X13(H)  
 2/3 80.5(L)X46.5(W)X11.5(H)  
 3/3 185.5(L)X44(W)X7(H)  
 N.W.(KGS): 71.5  
 G.W.(KGS): 77.5

### CT-3537D

ACTUAL (CM): 143(W)X40-110(D)X184(H)  
 PACKAGE (CM): 1/4 81(L)X66.5(W)X11.5(H)  
 2/4 80(L)X77(W)X13(H)  
 3/4 80.5(L)X46.5(W)X17(H)  
 4/4 185.5(L)X44(W)X10(H)  
 N.W.(KGS): 109.5  
 G.W.(KGS): 118

### CT-3537B

ACTUAL (CM): 157(W)X40(D)X184(H)  
 PACKAGE (CM): 1/3 80.5(L)X46.5(W)X27(H)  
 2/3 80.5(L)X46.5(W)X27(H)  
 3/3 185.5(L)X44(W)X10(H)  
 N.W.(KGS): 107  
 G.W.(KGS): 115





MB-3533


### MB-3533

ACTUAL(CM): 80(W)X30(D)X150(H)  
 PACKAGE(CM): 157.5(L)X39.5(W)X16.5(H)  
 N.W.(KGS): 28  
 G.W.(KGS): 30



### CT-3531A

ACTUAL(CM): 132(W)X62(D)X95(H)  
 PACKAGE(CM): 1/2 136.5(L)X67(W)X9.5(H)  
 2/2 59(L)X53(W)X15(H)  
 N.W.(KGS): 44.5  
 G.W.(KGS): 48.5



MB-3524

### MB-3524

ACTUAL(CM): 127(W)X35(D)X146.5(H)  
 PACKAGE(CM): 153.5(L)X39(W)X16.5(H)  
 N.W.(KGS): 43  
 G.W.(KGS): 45

### CT-3524

ACTUAL(CM): 133(W)X55(D)X123.5(H)  
 PACKAGE(CM): 124(L)X61(W)X14(H)  
 N.W.(KGS): 46  
 G.W.(KGS): 48  
 LOADABILITY: 265PCS/20'CONTAINER  
 LOADABILITY: 500PCS/20'CONTAINER



### CT-3541

ACTUAL(CM): 110(W)X50(D)X75.5(H)  
 PACKAGE(CM): 115(L)X54(W)X12.5(H)  
 N.W.(KGS): 26.5  
 G.W.(KGS): 28.5



### MB-5048

ACTUAL(CM): 62(W)X30-98(D)X121(H)  
 PACKAGE(CM): 127(L)X67(W)X11(H)  
 N.W.(KGS): 27.5  
 G.W.(KGS): 29.5



**CT-3534A**

ACTUAL(CM):100(W)X55(D)X82(H)  
 PACKAGE(CM): 103.5(L)X59.5(W)X10.5(H)  
 N.W.(KGS): 28  
 G.W.(KGS): 29.5



**CT-3532B**

ACTUAL(CM):90(W)X58(D)X88.5(H)  
 PACKAGE(CM): 106.5(L)X66(W)X13(H)  
 N.W.(KGS): 30  
 G.W.(KGS): 31.5





**CT-355 I**

ACTUAL(CM): 140(W)X70(D)X111(H)  
 PACKAGE(CM): 146.5(L)X75.5(W)X12.5(H)  
 N.W.(KGS): 52  
 G.W.(KGS): 55



**CT-355 IA**

ACTUAL(CM): 140(W)X70.5(D)X94.5(H)  
 PACKAGE(CM): 146.5(L)X75.5(W)X12.5(H)  
 N.W.(KGS): 52  
 G.W.(KGS): 55



**MB-5054**

ACTUAL(CM): 75(W)X32.5(D)X129.5(H)  
 PACKAGE(CM): 112(L)X39(W)X17(H)  
 N.W.(KGS): 27.7  
 G.W.(KGS): 28.5



**CT-3856A**

ACTUAL(CM): 170(W)X130(D)X76(H)  
 PACKAGE(CM): 1/2 135.5(L)X72.5(W)X10(H)  
 2/2 123(L)X72(W)X11(H)  
 N.W.(KGS): 62.5  
 G.W.(KGS): 66.5





**CT-3854C**

ACTUAL(CM): 140(W)X121(D)X106.5(H)  
 PACKAGE(CM): 146.5(L)X67(W)X8(H)  
 134.5(L)X79.5(W)X6(H)  
 N.W.(KGS): 55.5  
 G.W.(KGS): 59.5



**CT-3854D**

ACTUAL(CM): 180(W)X120(D)X75(H)  
 PACKAGE(CM): 186.5(L)X126.5(W)X6.5(H)  
 137.5(L)X82.5(W)X8(H)  
 N.W.(KGS): 60  
 G.W.(KGS): 64.5



**CT-3535**

ACTUAL(CM): 130(W)X65(D)X75(H)  
 PACKAGE(CM): 137.5(L)X72.5(W)X6(H)  
 73.5(L)X69(W)X13.5(H)  
 N.W.(KGS): 48  
 G.W.(KGS): 52



### CT-3552

ACTUAL(CM):130(W)X60(D)X76(H)  
PACKAGE(CM): 133.5(L)X73(W)X10.5(H)  
N.W.(KGS): 39.5  
G.W.(KGS):42



### CT-3554

ACTUAL(CM):140(W)X60(D)X76(H)  
PACKAGE(CM): 131(L)X68(W)X10(H)  
N.W.(KGS): 30  
G.W.(KGS): 32





### CT-3366UA

ACTUAL(CM): 127(W)X96(D)X78(H)  
 PACKAGE(CM): 1/2 127(L)X62(W)X10(H)  
 2/2 86(L)X46(W)X18.5(H)  
 N.W.(KGS): 51  
 G.W.(KGS): 55



### CT-3556

ACTUAL(CM): 130-216(W)X60(D)X76(H)  
 PACKAGE(CM): 1/2 136(L)X67(W)X6(H)  
 2/2 67(L)X51(W)X13.5(H)  
 N.W.(KGS): 48  
 G.W.(KGS): 52.5



### CT-3556G

ACTUAL(CM): 130-216(W)X60(D)X76(H)  
 PACKAGE(CM): 1/2 137.5(L)X67.5(W)X11.5(H)  
 2/2 67(L)X54(W)X15(H)  
 N.W.(KGS): 56.5  
 G.W.(KGS): 60.5





**CT-3555N**

ACTUAL(CM):120(W)X65.5(D)X138.5(H)  
 PACKAGE(CM): 1/2 126.5(L)X71.5(W)X11(H)  
 2/2 112(L)X79(W)X6(H)  
 N.W.(KGS): 45  
 G.W.(KGS): 49.5



**CT-3555N-I**

ACTUAL(CM):120(W)X65(D)X76(H)  
 PACKAGE(CM): 126.5(L)X71.5(W)X11(H)  
 N.W.(KGS): 30  
 G.W.(KGS): 32.5



**CT-3549**

ACTUAL(CM):85(W)X56.5(D)X93.5(H)  
 PACKAGE(CM): 92(L)X63(W)X13(H)  
 N.W.(KGS): 22.5  
 G.W.(KGS): 24.5



**CT-3545**

ACTUAL(CM):120(W)X60(D)X76(H)  
 PACKAGE(CM): 124(L)X65(W)X9(H)  
 N.W.(KGS): 14  
 G.W.(KGS): 15.5



### MB-5051

ACTUAL(CM): 80(W)X34(D)X144(H)  
PACKAGE(CM): 147(L)X83(W)X9(H)  
N.W.(KGS): 27  
G.W.(KGS): 29



### MB-5052

ACTUAL(CM): 93.5(W)X99.5(D)X120(H)  
PACKAGE(CM): 124(L)X72.5(W)X12.5(H)  
N.W.(KGS): 46.5  
G.W.(KGS): 48.5



### MB-5050

ACTUAL(CM): 85(W)X35(D)X150(H)  
PACKAGE(CM): 152(L)X41.5(W)X13.5(H)  
N.W.(KGS): 42  
G.W.(KGS): 44.5



### MB-5047

ACTUAL(CM): 96.5(W)X30(D)X101(H)  
PACKAGE(CM): 102.5(L)X37(W)X17(H)  
N.W.(KGS): 27  
G.W.(KGS): 29