



FUEL PUMP



Aojiade Automotive Electronics Co., Ltd

<http://www.aojiade.com>



Shenzhen Aojiade Auto Electronics Co.,Ltd.

Factory Add:NO.287,Jintian Rd.,Pingshan ,Shenzhen,China

Email : info@ajdpump.com jack@ajdpump.com

TEL : +86 0755 89781200

AOJIAD E

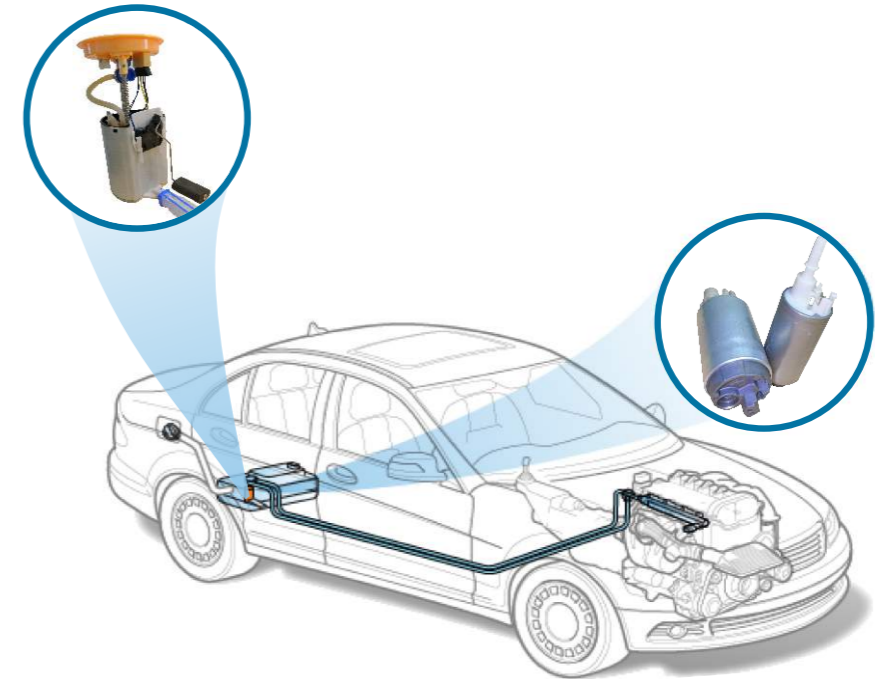


Fuel pump

PRODUCT CATALOG



FUEL PUMP ▶



Aojiade Automotive Electronics Co., Ltd

High Quality one-Stop Service

—— Front-Runner In Aftermarket

Fuel Pump

Pump Core

Fuel Filters



Brushless Pump



Factory profile ↗

Aojiade Automotive Electronics Co., Ltd is a manufacturing company specialized in the electric fuel pump assembly. The company sets goals in the fuel pump in automotive aftermarket and holds the management principle of High Quality One-Stop Service, leading the fuel pump's automotive post-market. Headquartered in Pingshan Industrial District Shenzhen, China, the company has a scientific total quality management(TQM) and can fulfill client's requirements, such as material processing, sample processing, OEM, ODM; thus high-quality products, the integrity and strength of the company win recognizable praises.

The company is strictly complying with ISO/TS16949:2009 guidelines. The Company will uphold the scientific attitude, pragmatic working style and honest business management philosophy to serve our clients. Together with our customers to create a win-win partnership!

Warmly welcome to visit and contact Aojiade Automotive Electronics Co., Ltd.





◉ Mold product workshop



◉ Producing department



◉ Detection of the workshop



◉ Product & model Warehouse



◉ Certification Introduction

Aojiade Auto Electronics Co.,Ltd focus on the development and testing of high-end electronic fuel pump,Position high quality and service.All products are strictly tested and tested.

◉ ISO/TS 16949:2009 Quality System

Aojiade brands are best products in the industry,It is also a factory for high quality fuel pump and brushless pump.

company manage:"Global Brand" ,"Original Request"and "Good After Service".

ISO/TS 16949:2009 certification,Production and testing in strict accordance with national standards, products sold throughout the country, and exported to Europe, Americas, Africa and Asia.





CONTENT

| | |
|---------------|-------|
| MERCEDES-BENZ | 01-02 |
| BMW | 02-03 |
| VOLVO | 04-05 |
| LAND ROVER | 05-07 |
| SUBARU | 07 |
| PORSCHE | 07-08 |
| AUDI | 08-11 |
| VW | 11-18 |
| HYUNDAI | 18 |
| HONDA | 19-20 |
| TOYOTA | 20-23 |
| NISSAN | 24-26 |
| MAZDA | 26-27 |
| BUICK | 27-29 |
| CHEVROLET | 29 |
| GM | 29-30 |
| FORD | 30-32 |

| | |
|----------------|-------|
| SUZUKI | 33 |
| CITROEN | 33-34 |
| PEUGEOT | 34-35 |
| LUXGEN | 35 |
| FFW | 36-37 |
| HAIMA | 37 |
| MG | 38 |
| CHANGAN | 39-40 |
| BAOJUN | 40-41 |
| JAC | 41-44 |
| ZHONGHUA | 44-45 |
| DONGFENG | 45-47 |
| GREAT WALL | 47-50 |
| GEELY | 50-53 |
| LIFAN | 54 |
| CHERY | 54-61 |
| ROEWE | 61 |
| BYD | 61-66 |
| ZOTYE | 66 |
| TRUMPCHE | 67 |
| Fuel filter | 67-69 |
| Fuel Pump CORE | 69-70 |

AJD-C80100



| MODEL | OE | MODEL & CHASSIS |
|---------------|-------------|--|
| VDO | A2C53327635 | E-CLASS (W212) 2009- |
| MERCEDES-BENZ | A2044700794 | E-CLASS Convertible (A207) 2010- |
| MERCEDES-BENZ | A2044700894 | E-CLASS Coupe (C207) 2009- |
| MERCEDES-BENZ | A2044701794 | E-CLASS T-Model (S212) 2009- |
| MERCEDES-BENZ | A2044701394 | GLK-CLASS (X204) 2008- C-CLASS(W204) 2007-2014 C-CLASS(S204) 2007- |

| VOLTAGE | PRESSURE | FLOW |
|---------|----------|---------|
| 12V | 6 BAR | 140 L/H |

AJD-C80200



| MODEL | OE | MODEL & CHASSIS |
|---------------|---------------|-------------------------|
| VDO | A2C53044697 | CLS(C219) 2004-2011 |
| BOSCH | F 00E 192 756 | E-CLASS(W211) 2002-2009 |
| MERCEDES-BENZ | 2114702994 | E-CLASS(S211) 2003-2009 |

| VOLTAGE | PRESSURE | FLOW |
|---------|----------|---------|
| 12V | 6 BAR | 140 L/H |

AJD-C80300



| MODEL | OE | MODEL & CHASSIS |
|---------------|-------------|----------------------------|
| MERCEDES-BENZ | A6364700094 | Viano(W636) 2.1T 2010-2013 |
| VDO | A2C53337344 | Viano W639 |
| VDO | A2C37761300 | |

| VOLTAGE | PRESSURE | FLOW |
|---------|----------|---------|
| 12V | 4 BAR | 120 L/H |

AJD-C80400



| MODEL | OE | MODEL & CHASSIS |
|---------------|-------------|---|
| MERCEDES-BENZ | A2184700394 | E-CLASS(W212) E180L E200L E260L E320L E350L 2010-2014 |
| VDO | A2C53427928 | GLK (X204) 2012-2015 CLS (C218) 2015-2017 E-CLASS(W204) 3.0, 3.5 2012-2014 North American market |

| VOLTAGE | PRESSURE | FLOW |
|---------|----------|---------|
| 12V | 6 BAR | 100 L/H |

AJD-C80500



| MODEL | OE | MODEL & CHASSIS |
|---------------|------------|---|
| HOFFER | 7507240 | S-CLASS (W221) S 350 2005-2009 |
| MERCEDES-BENZ | 2214705994 | S-CLASS (W221) S 400 2005-2009 |
| MERCEDES-BENZ | 2214708494 | S-CLASS (W221) S 450 2005-2009 S-CLASS (W221) S 550 2005-2009 S-CLASS Coupe (C216) CL 500 2006- |

| VOLTAGE | PRESSURE | FLOW |
|---------|----------|---------|
| 12V | 6 BAR | 130 L/H |

AJD-C80600



| MODEL | OE | MODEL & CHASSIS |
|---------------|-------------|---|
| MERCEDES-BENZ | A2214704594 | GLK350/GLK350 2009- North American market E-CLASS(W221) E300/E350/E400/E350 4MATIC) CLS(C218) 3.0 2015-2017 E-CLASS Coupe E350 (C207) 2010-2017 |

| VOLTAGE | PRESSURE | FLOW |
|---------|----------|---------|
| 12V | 6 BAR | 100 L/H |

AJD-C80800



| MODEL | OE | MODEL & CHASSIS |
|---------------|---------------|---------------------------------------|
| VDO | 2910000177600 | VIANO (W639) 2.0/2.2/3.0 CDI 2003- |
| MERCEDES-BENZ | 6394701094 | VITO / MIXTO Box (W639) 2.2 CDI 2003- |
| MERCEDES-BENZ | 6394701194 | SPRINTER 3-t Bus 2006-2013 |
| MERCEDES-BENZ | 6394701294 | |
| MERCEDES-BENZ | 6394701394 | |
| MERCEDES-BENZ | 6394701494 | |
| MERCEDES-BENZ | 6394701594 | |

| VOLTAGE | PRESSURE | FLOW |
|---------|----------|---------|
| 12V | 4 BAR | 120 L/H |

AJD-C70100



| MODEL | OE | MODEL & CHASSIS |
|--------|--------------|--|
| VDO | A2C53101330Z | 1 Serie(E81) 2006-2012 |
| BMW | 16117197076 | 1 Serie(E87) N52 B30 A,N53 B30 A 2003-2013 |
| BMW | 16147163297 | 3 Serie (E90) 2005-2011 |
| HOFFER | 7507443 | X1 (E84) N20B20A/N52B30A/ 2009- |

| VOLTAGE | PRESSURE | FLOW |
|---------|----------|---------|
| 12V | 6 BAR | 120 L/H |

AJD-C70200



| MODEL | OE | MODEL & CHASSIS |
|----------|---------------|----------------------------|
| PIERBURG | 70270162 | 5 Serie(F10) 2009- |
| VEMO | V20-09-0453 | 5 GRAN TURISMO (F07) 2009- |
| BMW | 16117260642 | 6 Convertible (F12) 2011- |
| MARWAL | 0975 310 9907 | 6 Coupe (F13) 2010- |
| | | 6 Gran Coupe (F06) 2011- |
| | | 5 Serie(F18) 2009- |

| VOLTAGE | PRESSURE | FLOW |
|---------|----------|---------|
| 12V | 6 BAR | 180 L/H |

AJD-C70300



| MODEL | OE | MODEL & CHASSIS |
|-------|-------------|-------------------------------|
| BMW | 16117210522 | 3 Serie(E90) N46B20 2009-2012 |
| BMW | 16117220153 | X1 E84 N46B20 2012-2015 |
| | | 1 Serie(E87) N46B20 2008-2011 |

| VOLTAGE | PRESSURE | FLOW |
|---------|----------|---------|
| 12V | 3.5 BAR | 100 L/H |

AJD-C70400



| MODEL | OE | MODEL & CHASSIS |
|-------|-------------|---------------------|
| VDO | A2C53248269 | 7 Serie (F01) 2008- |
| VDO | A2C53343541 | 7 Serie (F02) 2008- |
| VDO | A2C53256943 | 7 Serie (F03) 2008- |
| BMW | 16117217261 | 7 Serie (F04) 2008- |
| BMW | 7201482 | |

| VOLTAGE | PRESSURE | FLOW |
|---------|----------|---------|
| 12V | 6 BAR | 160 L/H |

AJD-C70500



| MODEL | OE | MODEL & CHASSIS |
|-------|-------------|------------------|
| BOSCH | 0580200716 | NEW 5 Serie(F18) |
| BMW | 16117363072 | 535Li N55 |
| BMW | 7313820 | 520Li N20 |
| | | 525Li N20 |
| | | 528Li N20 |
| | | 528LiX N20 |
| | | 535Li N55 |

| VOLTAGE | PRESSURE | FLOW |
|---------|----------|------|
| 12V | | |

AJD-C70600



| MODEL | OE | MODEL & CHASSIS |
|-------|---------------|---|
| BOSCH | 0580200131 | 1 Serie (F20,F21) 2010- N20B20A/B,N26B20A |
| BMW | 16117273277 | 2 Serie Coupe (F22, F87) 2013- |
| BMW | 16117414491 | 3 Serie (F30, F35, F80) 2011- N20B20A/B,N26B20A |
| BMW | 16117297781 | 3 Serie GRAN TURISMO (F34) 2013- |
| BOSCH | 0580200333 | 4 Serie Convertible (F33, F83) 2013- |
| BOSCH | 0 580 200 332 | 4 Serie Coupe (F32,F36 F82) 2013- |
| BOSCH | 0 580 200 130 | |

| VOLTAGE | PRESSURE | FLOW |
|---------|----------|------|
| 12V | | |

AJD-D10100



| MODEL | OE | MODEL & CHASSIS |
|-------|------------|---------------------------------|
| BOSCH | 580314050 | VOLVO C30 1.6/1.8/2.0 2006-2012 |
| BOSCH | 580314051 | S40 II(MS) 2.4 2006- |
| FORD | 4N519H307K | C70 II 2.4 2006- |
| VOLVO | 31261510 | |
| VOLVO | 30678436 | |
| VOLVO | 4N519H307K | |
| VOLVO | 8621331 | |

| VOLTAGE | PRESSURE | FLOW |
|---------|----------|---------|
| 12V | 4 BAR | 100 L/H |

AJD-D10300



| MODEL | OE | MODEL & CHASSIS |
|-------|------------|-------------------------------|
| BOSCH | 580314052 | S40 II (MS) T5 2.5T 2004- |
| BOSCH | 580314053 | V50 Estate (MW) T5 2.5T 2007- |
| VOLVO | 30678442 | |
| VOLVO | 4N519D307L | |
| VOLVO | 8629902 | |
| VOLVO | 8629716 | |
| VOLVO | 31261543 | |
| VOLVO | 30792779 | |
| VOLVO | 30778663 | |

| VOLTAGE | PRESSURE | FLOW |
|---------|----------|---------|
| 12V | 5.5 BAR | 105 L/H |

AJD-D10200



| MODEL | OE | MODEL & CHASSIS |
|-------|---------------|----------------------------------|
| VDO | A2C8727840080 | S80 II (AS) 2.5T/3.2L 2006- |
| VOLVO | 31372881 | V70 III (BW) 2.0 GDI 2012-2015 |
| | | V70 III (BW) 2.5 T/3.2 2012-2015 |

| VOLTAGE | PRESSURE | FLOW |
|---------|----------|---------|
| 12V | 6 BAR | 130 L/H |

AJD-D10400



| MODEL | OE | MODEL & CHASSIS |
|-------|---------------|---------------------------|
| VOLVO | 31336697 | XC60/S80 2.0T |
| Ford | AG9N-9H307-CE | Ford Mondeo MK4 2007-2011 |
| VDO | A2C53325536 | |
| | | |
| | | |
| | | |

| VOLTAGE | PRESSURE | FLOW |
|---------|----------|---------|
| 12V | 6 BAR | 140 L/H |

AJD-D10500



| MODEL | OE | MODEL & CHASSIS |
|-------|-------------|------------------------|
| VDO | A2C53118837 | S80 II 3.0T V6 2006- |
| VOLVO | 31274618 | V70 III 3.0T V6 2007- |
| VOLVO | 31261007 | XC60 SUV 3.0T V6 2008- |
| VOLVO | 30766473 | XC70 II 3.0T V6 2007- |
| VOLVO | 31372882 | |
| | | |
| | | |

| VOLTAGE | PRESSURE | FLOW |
|---------|----------|---------|
| 12V | 6 BAR | 130 L/H |


AJD-D40200



| MODEL | OE | MODEL & CHASSIS |
|------------|--------------|---|
| VDO | A2C31719900Z | FREELANDER 2 (LR2) 3.2 B6324S 2006-2014 |
| VDO | A2C53170372 | |
| LAND ROVER | Lr038601 | |
| LAND ROVER | Lr020016 | |
| | | |
| | | |
| | | |

| VOLTAGE | PRESSURE | FLOW |
|---------|----------|---------|
| 12V | 6 BAR | 130 L/H |

AJD-D40100



| MODEL | OE | MODEL & CHASSIS |
|------------|----------|-----------------------|
| LAND ROVER | LR026192 | Evoque 2.0T 2012-2017 |
| LAND ROVER | LR044427 | |
| | | |
| | | |
| | | |
| | | |

| VOLTAGE | PRESSURE | FLOW |
|---------|----------|---------|
| 12V | 6 BAR | 100 L/H |

AJD-D40300



| MODEL | OE | MODEL & CHASSIS |
|------------|---------------|--------------------------------------|
| VDO | A2C31728100 | DISCOVERY IV (LA) 5.0 V8 2009- |
| VDO | A2C53323174 | RANGE ROVER SPORT (LS) 4.2 2005-2013 |
| LAND ROVER | LR043385 | DISCOVERY IV (LA) 3.0 4x4 2013- |
| LAND ROVER | AH22-9B260-AB | |
| LAND ROVER | Lr014997 | |
| | | |
| | | |

| VOLTAGE | PRESSURE | FLOW |
|---------|----------|---------|
| 12V | 6 BAR | 130 L/H |

AJD-D40400



| MODEL | OE | MODEL & CHASSIS |
|------------|---------------|-----------------------------------|
| VDO | A2C53385126 | DISCOVERY III (TAA) 4.0 2004-2009 |
| LAND ROVER | LR016845 | DISCOVERY IV (LA) 4.0 2009- |
| LAND ROVER | AH22-9B260-CA | DISCOVERY III (TAA) 4.4 4x4 |
| | | |
| | | |
| | | |

| VOLTAGE | PRESSURE | FLOW |
|---------|----------|---------|
| 12V | 6 BAR | 130 L/H |

AJD-D40500



| MODEL | OE | MODEL & CHASSIS |
|------------|---------------|--|
| VDO | A2C53323721 | DISCOVERY III (TAA) 2.7 TD 2004-2009 |
| LAND ROVER | AH22-9B260-BB | DISCOVERY IV (LA) 3.0 TD 2009- |
| LAND ROVER | LR042717 | RANGE ROVER SPORT (LS) 2.7 D 2004-2009 |
| LAND ROVER | Lr014998 | RANGE ROVER SPORT (LS) 3.0 D 2009-2013 |
| | | RANGE ROVER SPORT (LS) 3.6 D 2006-2013 |
| | | |
| | | |

| VOLTAGE | PRESSURE | FLOW |
|---------|----------|---------|
| 12V | 6 BAR | 160 L/H |

AJD-D40600



| MODEL | OE | MODEL & CHASSIS |
|------------|-------------|--------------------------------------|
| VDO | A2C53098411 | RANGE ROVER SPORT (LS) 4.2 2005-2013 |
| LAND ROVER | 400085a | |
| LAND ROVER | WGS500012 | |
| LAND ROVER | WGS500010 | |
| LAND ROVER | WGS500011 | |
| | | |
| | | |

| VOLTAGE | PRESSURE | FLOW |
|---------|----------|---------|
| 12V | 6 BAR | 130 L/H |

AJD-D40700



| MODEL | OE | MODEL & CHASSIS |
|------------|---------------|------------------------------------|
| VDO | A2C53279539 | RANGE ROVER III (LM) 5.0 2009-2012 |
| LAND ROVER | AH42-9H307-AE | |
| LAND ROVER | LR011090 | |
| LAND ROVER | Lr018276 | |
| | | |
| | | |

| VOLTAGE | PRESSURE | FLOW |
|---------|----------|---------|
| 12V | 6 BAR | 130 L/H |

AJD-D40800



| MODEL | OE | MODEL & CHASSIS |
|------------|---------------|-------------------------------------|
| VDO | A2C53341995 | RANGE ROVER III (LM) 4.4T 2002-2012 |
| LAND ROVER | 6H42-9H307-BB | |
| LAND ROVER | LR015178 | |
| | | |
| | | |

| VOLTAGE | PRESSURE | FLOW |
|---------|----------|---------|
| 12V | 6 BAR | 130 L/H |

AJD-D80100



| MODEL | OE | MODEL & CHASSIS |
|------------|----|-----------------|
| 3730 | | Outback |
| 42021AG100 | | Forester |
| 42021FJ000 | | Legacy |
| 42021AG000 | | |
| | | |
| | | |

| VOLTAGE | PRESSURE | FLOW |
|---------|----------|------|
| 12V | | |

AJD-E30100



| MODEL | OE | MODEL & CHASSIS |
|---------|---------------|--------------------------------|
| VDO | 2910000074800 | CAYENNE 3.6 2010- |
| PORSCHE | 95862013200 | CAYENNE 4.8 Turbo 2010- |
| VW | 7P0919087 | CAYENNE 3.0 S E-Hybrid 2014- |
| | | TOUAREG (7P5) 4.2 V8 FSI 2011- |
| | | TOUAREG (7P5) 3.6 V6 FSI 2010- |
| | | TOUAREG (7P5) 3.0TDI 2010- |
| | | |
| | | |

| VOLTAGE | PRESSURE | FLOW |
|---------|----------|---------|
| 12V | 6 BAR | 200 L/H |

AJD-E30200



| MODEL | OE | MODEL & CHASSIS |
|---------|-------------|--------------------------------------|
| VDO | A2C53377802 | AUDI Q7 3.6/4.2 2006-2010 |
| PORSCHE | 95562093100 | CAYENNE 3.6 2010- |
| PORSCHE | 95562093101 | CAYENNE (955) S 4.8 2010- |
| VW | 7L8919087 | TOUAREG (7LA, 7L6, 7L7) 3.2 V6 2002- |
| | | |
| | | |

| VOLTAGE | PRESSURE | FLOW |
|---------|----------|---------|
| 12V | 6 BAR | 130 L/H |

AJD-E30300



| MODEL | OE | MODEL & CHASSIS |
|---------|-------------|--------------------------------------|
| VDO | A2C53377801 | AUDI Q7 3.6/4.2 2006-2010 |
| VW | 7L8919087 | CAYENNE 3.6 2010- |
| PORSCHE | 95562093201 | CAYENNE (955) S 4.8 2010- |
| PORSCHE | 95562093200 | TOUAREG (7LA, 7L6, 7L7) 3.2 V6 2002- |
| | | |
| | | |

| VOLTAGE | PRESSURE | FLOW |
|---------|----------|---------|
| 12V | 6 BAR | 130 L/H |

AJD-B80900



| MODEL | OE | MODEL & CHASSIS |
|---------|------------|--------------------------|
| PORSCHE | 95B919051 | PORSCHE Macan 2.0T 2013- |
| VW | 8R0919051H | PORSCHE Macan 3.0T 2013- |
| VW | 8R0919051E | PORSCHE Macan 3.6T 2013- |
| | | |
| | | |

| VOLTAGE | PRESSURE | FLOW |
|---------|----------|---------|
| | 6 BAR | 100 L/H |

AJD-B80100



| MODEL | OE | MODEL & CHASSIS |
|-------|-------------|-------------------------|
| AUDI | 4F0919051BC | A6L 2.0T/3.0L 2004-2012 |
| AUDI | 4F0919051BA | |
| AUDI | 4F0919087C | |
| | | |
| | | |

| VOLTAGE | PRESSURE | FLOW |
|---------|----------|---------|
| 12V | 6 BAR | 130 L/H |

AJD-B80200



| MODEL | OE | MODEL & CHASSIS |
|-------|------------|-----------------------|
| AUDI | 4F0919051K | A6L(4Z8,C6) 2005-2012 |
| AUDI | 4F0919051H | |
| | | |
| | | |
| | | |
| | | |
| | | |

| VOLTAGE | PRESSURE | FLOW |
|---------|----------|---------|
| 12V | 6 BAR | 130 L/H |

AJD-B80300



| MODEL | OE | MODEL & CHASSIS |
|-------|------------------|----------------------|
| VDO | 228-233-002-007C | A6 (4B,C5) 1997-2005 |
| BOSCH | 986580824 | |
| BOSCH | 986580933 | |
| AUDI | 1GD919051B | |
| AUDI | 4B0919051E | |
| | | |
| | | |

| VOLTAGE | PRESSURE | FLOW |
|---------|----------|---------|
| 12V | 4 BAR | 120 L/H |

AJD-B80400



| MODEL | OE | MODEL & CHASSIS |
|-------|------------------|--|
| VDO | 228-235-070-002 | A3 (8P1) 1.4 TFSI 2007-2012 |
| VDO | 228-235-070-002Z | GOLF VI (5K1) 1.4 TSI 2008-2012 |
| VDO | A2C53438283Z | PASSAT Variant (365) 1.4 TSI 2010-2014 |
| VDO | A2C53438283 | |
| AUDI | 1K0919051AQ | |
| AUDI | 1K0919051BH | |
| AUDI | 1K0919051CL | |
| AUDI | 1K0919051DB | |
| | | |

| VOLTAGE | PRESSURE | FLOW |
|---------|----------|------|
| 12V | | |

AJD-B80500



| MODEL | OE | MODEL & CHASSIS |
|-------|------------|-----------------|
| AUDI | 8R0919051B | Q5 |
| | | |
| | | |
| | | |
| | | |
| | | |
| | | |

| VOLTAGE | PRESSURE | FLOW |
|---------|----------|---------|
| 12V | 6 BAR | 120 L/H |

AJD-B80600



| MODEL | OE | MODEL & CHASSIS |
|-------|---------------|-----------------------------------|
| VDO | 228235089003Z | A6 (4F2) 2004-2011 |
| VDO | A2C53185164 | A6 Allroad Estate (4FH) 2006-2011 |
| AUDI | 4F0919051AM | A6 Avant(4F5) 2005-2011 |
| AUDI | 4F0919051G | |
| AUDI | 4F0919051BH | |
| AUDI | 4F0919087P | |
| AUDI | 4F0919051BD | |
| AUDI | 4F0919087F | |
| | | |

| VOLTAGE | PRESSURE | FLOW |
|---------|----------|---------|
| 12V | 6 BAR | 140 L/H |

AJD-B80700



| MODEL | OE | MODEL & CHASSIS |
|--------|--------------|--|
| VDO | A2C53395208Z | A4 Allroad Estate 2.0 TFSI quattro (8KH, B8) 2009- |
| HOFFER | 7507534 | A4 (8K5) 2.0 TFSI 2007- |
| VW | 8K0919051AJ | A5 Convertible (8F7) 2009- |
| VW | 8K0919051AS | A5 Sportback (8TA) 1.8 TFSI 2009- |
| | | S5 Coupe 2.0T\3.0T 2012-2016 |
| | | |
| | | |

| VOLTAGE | PRESSURE | FLOW |
|---------|----------|---------|
| 12V | 6 BAR | 100 L/H |

AJD-B80800



| MODEL | OE | MODEL & CHASSIS |
|-------|------------|-----------------|
| AUDI | 4G0919051B | A6 C7 2012-2015 |
| AUDI | 4G0919051C | |
| | | |
| | | |
| | | |
| | | |
| | | |

| VOLTAGE | PRESSURE | FLOW |
|---------|----------|---------|
| 12V | 6 BAR | 100 L/H |

AJD-B80900



| MODEL | OE | MODEL & CHASSIS |
|---------|------------|------------------------------------|
| AUDI | 8R0919051E | Q5 (83B) 2.0T 2009- FAW AUDI |
| PORSCHE | 95B919051 | Q5 (8RB) 2.0T 2010- |
| | | SQ5 (8RB) 3.0T 2014- |
| | | PORSCHE Macan 2.0T/3.0T/3.6T 2013- |
| | | |
| | | |
| | | |

| VOLTAGE | PRESSURE | FLOW |
|---------|----------|---------|
| 12V | 6 BAR | 100 L/H |

AJD-B81000



| MODEL | OE | MODEL & CHASSIS |
|-------|---------------|--|
| VDO | A2C5334326880 | A8 (4H2, 4H8, 4HC, 4HL) CEJA;CTNA 3.0TFSI 2010- |
| AUDI | 4H0906089A | A8 (4H2, 4H8, 4HC, 4HL) 4.0 TFSI quattro 2012- A8 (4H2, 4H8, 4HC, 4HL) 4.2 FSI quattro 2009- A8 (4H2, 4H8, 4HC, 4HL) 6.3 FSI W12 quattro 2011- |

| VOLTAGE | PRESSURE | FLOW |
|---------|----------|---------|
| 12V | 6 BAR | 200 L/H |

AJD-B81100



| MODEL | OE | MODEL & CHASSIS |
|-------|-------------|-------------------|
| AUDI | 7L8919087B | Q7 (4L) 2009-2012 |
| VDO | A2C59514935 | |

| VOLTAGE | PRESSURE | FLOW |
|---------|----------|---------|
| 12V | 6 BAR | 160 L/H |

AJD-B20100



| MODEL | OE | MODEL & CHASSIS |
|----------|-------------|-----------------------------|
| JP GROUP | 919320003 | A3 (8P1) 1.2 1.2TSI/1.4TSI |
| MEYLE | 1009190082 | PASSAT 1.4TSI/2.0TSI |
| VW | 1K0919051CL | OCTAVIA (1Z3) 1.2TSI/1.8TSI |
| VW | 1K0919051BH | GOLF VI 1.2TSI/1.4TSI |
| VW | 1K0919051AQ | |
| VW | 1K0919051AE | |

| VOLTAGE | PRESSURE | FLOW |
|---------|----------|---------|
| 12V | 6 BAR | 120 L/H |

AJD-B20200



| MODEL | OE | MODEL & CHASSIS |
|-------|------------|--|
| VW | 180919051B | Bora 1.6L 2013 SANTANA 1.4L/1.6L 2014- JETTA 1.4L/1.6L 2014- |

| VOLTAGE | PRESSURE | FLOW |
|---------|----------|---------|
| 12V | 4 BAR | 120 L/H |

AJD-B20300



| MODEL | OE | MODEL & CHASSIS |
|-------|------------|---------------------------|
| BOSCH | 986580935 | JETTA 1.4L/1.6L 1999-2007 |
| VW | 1GD919051E | |
| VW | 1J0919051H | |
| VW | 1T0919051B | |

| VOLTAGE | PRESSURE | FLOW |
|---------|----------|---------|
| 12V | 6 BAR | 120 L/H |

AJD-B20400



| MODEL | OE | MODEL & CHASSIS |
|-------|------------|----------------------------------|
| | | PASSAT (3B2) 1996-2000 |
| VW | 3BD919051A | PASSAT Variant (3B6) 2003-2005 |
| VW | 3B0919051B | SUPERB I (3U4) 1.9 TDI 2001-2008 |
| VW | 3B0919051C | |
| | 3BD919051C | |

| VOLTAGE | PRESSURE | FLOW |
|---------|----------|---------|
| 12V | 4 BAR | 120 L/H |

AJD-B20500



| MODEL | OE | MODEL & CHASSIS |
|----------|------------|----------------------|
| PIERBURG | 700468850 | POLO (9N_) 2001-2009 |
| VW | 6Q0919051C | POLO Saloon 2003- |
| VW | 6Q0919051F | FABIA 2006-2014 |
| SKODA | 6QD919051A | |

| VOLTAGE | PRESSURE | FLOW |
|---------|----------|---------|
| 12V | 4 BAR | 120 L/H |

AJD-B20600



| MODEL | OE | MODEL & CHASSIS |
|-------|-----------|---|
| VW | 1K0919051 | JETTA 1.6L/2.0L GOLF 1.6L OCTAVIA 1.6L/2.0L |

| VOLTAGE | PRESSURE | FLOW |
|---------|----------|---------|
| 12V | 4 BAR | 120 L/H |

AJD-B20700



| MODEL | OE | MODEL & CHASSIS |
|-------|------------|-----------------|
| VW | 180919051F | Bora 1.4T |
| VW | 180919051C | |
| | | |
| | | |
| | | |
| | | |

| VOLTAGE | PRESSURE | FLOW |
|---------|----------|---------|
| 12V | 6 BAR | 120 L/H |

AJD-B20800



| MODEL | OE | MODEL & CHASSIS |
|-------|------------|---------------------------|
| BOSCH | 986580824 | NEW JETTA valve 2010-2012 |
| BOSCH | 986580933 | |
| VW | 4B0919051E | |
| VW | 1GD919051B | |
| | | |
| | | |

| VOLTAGE | PRESSURE | FLOW |
|---------|----------|---------|
| 12V | 4 BAR | 120 L/H |

AJD-B20900



| MODEL | OE | MODEL & CHASSIS |
|-------|------------|-----------------|
| VW | 1T0919051B | Touran |
| VW | 1TD919051 | Caddy |
| | | |
| | | |
| | | |
| | | |

| VOLTAGE | PRESSURE | FLOW |
|---------|----------|---------|
| 12V | 4 BAR | 120 L/H |

AJD-B21000



| MODEL | OE | MODEL & CHASSIS |
|-------|-----------|-----------------|
| VW | 5ND919051 | Touran |
| | | Q3 |
| | | |
| | | |
| | | |
| | | |

| VOLTAGE | PRESSURE | FLOW |
|---------|----------|---------|
| 12V | 6 BAR | 130 L/H |

AJD-B21100



| MODEL | OE | MODEL & CHASSIS |
|-------|------------|-----------------|
| VW | 1KD919673A | Superb |
| VW | 1KD919051C | |
| SKODA | 1KD998051 | |
| | | |
| | | |
| | | |

| VOLTAGE | PRESSURE | FLOW |
|---------|----------|---------|
| 12V | 6 BAR | 130 L/H |

AJD-B21300



| MODEL | OE | MODEL & CHASSIS |
|-------|-------------|-----------------|
| VW | 3AA919051P | Magotan |
| VW | 3C0919051C | PASSAT |
| VW | 3C0919051G | |
| VW | 3C0919051AE | |
| | | |
| | | |

| VOLTAGE | PRESSURE | FLOW |
|---------|----------|---------|
| 12V | 6.3 BAR | 120 L/H |

AJD-B21600



| MODEL | OE | MODEL & CHASSIS |
|-------|------------|-----------------|
| BOSCH | 1987580035 | PASSAT |
| VW | 56D919051 | |
| | | |
| | | |
| | | |
| | | |

| VOLTAGE | PRESSURE | FLOW |
|---------|----------|---------|
| 12V | 6.3 BAR | 120 L/H |

AJD-B21200



| MODEL | OE | MODEL & CHASSIS |
|-------|------------|-------------------------|
| VW | 180919051B | Bosh Bora 1.6L 2013 |
| VW | 180919051E | SANTANA 1.4L/1.6L 2014- |
| | | JETTA 1.4L/1.6L 2014- |
| | | |
| | | |
| | | |

| VOLTAGE | PRESSURE | FLOW |
|---------|----------|---------|
| 12V | 4 BAR | 120 L/H |

AJD-B21500



| MODEL | OE | MODEL & CHASSIS |
|-------|------------|-----------------|
| VW | F01R025278 | POLO 2012- |
| | | |
| | | |
| | | |
| | | |
| | | |
| | | |

| VOLTAGE | PRESSURE | FLOW |
|---------|----------|---------|
| 12V | 4 BAR | 120 L/H |

AJD-B22000



| MODEL | OE | MODEL & CHASSIS |
|-------|------------|----------------------------------|
| VW | 3BD919051A | BOSH |
| VW | 3B0919051B | PASSAT (3B2) 1996-2000 |
| VW | 3B0919051C | PASSAT Variant (3B6) 2003-2005 |
| | | SUPERB I (3U4) 1.9 TDI 2001-2008 |
| | | |
| | | |
| | | |

| VOLTAGE | PRESSURE | FLOW |
|---------|----------|---------|
| 12V | 4 BAR | 120 L/H |

AJD-B21700



| MODEL | OE | MODEL & CHASSIS |
|-------|-----------|-------------------|
| VW | 1K0919051 | BOSH |
| | | JETTA 1.6L/2.0L |
| | | GOLF 1.6L |
| | | OCTAVIA 1.6L/2.0L |
| | | |
| | | |
| | | |

| VOLTAGE | PRESSURE | FLOW |
|---------|----------|---------|
| 12V | 4 BAR | 120 L/H |

AJD-B21800



| MODEL | OE | MODEL & CHASSIS |
|-------|------------|-----------------|
| BOSCH | 986580936 | BOSH |
| VW | 1GD919051E | JETTA 1999-2007 |
| | | |
| | | |
| | | |
| | | |
| | | |

| VOLTAGE | PRESSURE | FLOW |
|---------|----------|---------|
| 12V | 4 BAR | 120 L/H |

AJD-B21900



| MODEL | OE | MODEL & CHASSIS |
|-------|------------|-----------------|
| VW | 4B0919051E | BOSH |
| VW | 1GD919051B | JETTA 2010-2012 |
| | | |
| | | |
| | | |
| | | |
| | | |

| VOLTAGE | PRESSURE | FLOW |
|---------|----------|---------|
| 12V | 4 BAR | 120 L/H |

AJD-B22100



| MODEL | OE | MODEL & CHASSIS |
|-------|------------|-----------------|
| VW | 1J0919051A | BORA 1.8T |
| | | Golf 4 1.8T |
| | | |
| | | |
| | | |
| | | |
| | | |

| VOLTAGE | PRESSURE | FLOW |
|---------|----------|---------|
| 12V | 4 BAR | 120 L/H |

AJD-B22200



| MODEL | OE | MODEL & CHASSIS |
|-------|-------------|---------------------|
| BOSCH | F01R02S105 | SANTANA 1.8 i 1995- |
| VW | 330919087B | |
| VW | 330 919 087 | |
| | | |
| | | |
| | | |
| | | |

| VOLTAGE | PRESSURE | FLOW |
|---------|----------|---------|
| 12V | 4 BAR | 120 L/H |

AJD-B22300



| MODEL | OE | MODEL & CHASSIS |
|-------|------------|--------------------|
| VW | 5QD919051C | GOLF 7 1.4T |
| | | A3 (85S) 2014-2017 |
| | | |
| | | |
| | | |
| | | |
| | | |

| VOLTAGE | PRESSURE | FLOW |
|---------|----------|---------|
| 12V | 6.4 BAR | 120 L/H |

AJD-B22400



| MODEL | OE | MODEL & CHASSIS |
|-------|------------|--|
| VW | 7N0919051K | Sharan (7N1, 7N2) 1.4T CZDA 2015-2018 |
| VW | 7N0919051E | Sharan (7N1) 1.8T CDAA 2013-2016 |
| VW | 7N0919051G | Sharan (7N1) 2.0T CCZA 2012-2016 |
| | | |
| | | |
| | | |

| VOLTAGE | PRESSURE | FLOW |
|---------|----------|---------|
| 12V | 6 BAR | 100 L/H |

AJD-B22500



| MODEL | OE | MODEL & CHASSIS |
|-------|------------|-----------------------|
| VW | 3QD919051E | Magotan(0B2,B8L) 2017 |
| | | PASSAT (0B2,B8L) 2017 |
| | | |
| | | |
| | | |

| VOLTAGE | PRESSURE | FLOW |
|---------|----------|---------|
| 12V | 6.4 BAR | 120 L/H |

AJD-B22600



| MODEL | OE | MODEL & CHASSIS |
|-------|------------|--------------------|
| VW | 5QD919051B | GOLF (BN1) 2013- |
| | | OCTAVIA(NM4) 2018- |
| | | |
| | | |
| | | |

| VOLTAGE | PRESSURE | FLOW |
|---------|----------|---------|
| 12V | 4 BAR | 120 L/H |

AJD-B22700



| MODEL | OE | MODEL & CHASSIS |
|-------|------------|------------------|
| VW | 3QG919051A | TERAMONT 2.0/2.5 |
| | | |
| | | |
| | | |
| | | |

| VOLTAGE | PRESSURE | FLOW |
|---------|----------|---------|
| 12V | 7.7 BAR | 100 L/H |


AJD-E30100



| MODEL | OE | MODEL & CHASSIS |
|---------|-------------|-----------------------------------|
| VDO | A2C50108647 | TOUAREG (7P5) 4.2 V8 FSI 2011- |
| AUDI | 7P0919087 | TOUAREG (7P5) 3.6 V6 FSI 2010- |
| PORSCHE | 95862013200 | TOUAREG (7P5) 3.0TDI 2010- |
| VW | 7P0919087 | PORSCHE CAYENNE 3.0/3.6/4.2 2014- |
| | | |
| | | |

| VOLTAGE | PRESSURE | FLOW |
|---------|----------|---------|
| 12V | 6 BAR | 200 L/H |

AJD-E30200



| MODEL | OE | MODEL & CHASSIS |
|---------|-------------|--------------------------------------|
| VDO | A2C53377802 | AUDI Q7 3.6/4.2 2006-2010 |
| PORSCHE | 95562093100 | CAYENNE 3.6 2010- |
| PORSCHE | 95562093101 | CAYENNE (955) S 4.8 2010- |
| | | TOUAREG (7LA, 7L6, 7L7) 3.2 V6 2002- |
| | | |
| | | |

| VOLTAGE | PRESSURE | FLOW |
|---------|----------|---------|
| 12V | 6 BAR | 130 L/H |

AJD-E30300



| MODEL | OE | MODEL & CHASSIS |
|---------|-------------|--------------------------------------|
| VDO | A2C53377801 | AUDI Q7 3.6/4.2 2006-2010 |
| | | CAYENNE 3.6 2010- |
| PORSCHE | 95562093201 | CAYENNE (955) S 4.8 2010- |
| PORSCHE | 95562093200 | TOUAREG (7LA, 7L6, 7L7) 3.2 V6 2002- |
| | | |
| | | |

| VOLTAGE | PRESSURE | FLOW |
|---------|----------|---------|
| 12V | 6 BAR | 130 L/H |

AJD-B81100



| MODEL | OE | MODEL & CHASSIS |
|-------|-------------|----------------------|
| VW | 7L8919087B | VW TOUAREG 3.6 2010- |
| VDO | A2C59514935 | Q7 (4L) 3.6 2010- |
| | | |
| | | |
| | | |

| VOLTAGE | PRESSURE | FLOW |
|---------|----------|---------|
| 12V | 6 BAR | 160 L/H |

AJD-D20100



| MODEL | OE | MODEL & CHASSIS |
|---------|-------------|-------------------|
| HYUNDAI | 31110-4V000 | ELANTRA 2012-2015 |
| KIA | 31110-3X000 | K3 2012-2015 |
| | | Sonata8 2012-2015 |
| | | |
| | | |
| | | |
| | | |
| | | |

| VOLTAGE | PRESSURE | FLOW |
|---------|----------|---------|
| 12V | 4 BAR | 110 L/H |

AJD-D20200



| MODEL | OE | MODEL & CHASSIS |
|---------|-------------|-----------------------|
| HYUNDAI | 31110-08000 | ELANTRA 1.6 2004-2008 |
| | | ELANTRA 1.8 2004-2008 |
| | | |
| | | |
| | | |
| | | |
| | | |
| | | |

| VOLTAGE | PRESSURE | FLOW |
|---------|----------|---------|
| 12V | 4 BAR | 110 L/H |

AJD-B90300



| MODEL | OE | MODEL & CHASSIS |
|-------|---------------|---|
| HONDA | 17048-SNA-000 | CIVIC VIII 1.8 2005-2012 |
| HONDA | 17048-SNA-010 | CIVIC VIII Saloon (FD, FA) 1.6 2005- |
| | | CIVIC VIII Saloon (FD, FA) 2.0 i-VTEC 2007-2010 |
| | | |
| | | |
| | | |
| | | |
| | | |

| VOLTAGE | PRESSURE | FLOW |
|---------|----------|---------|
| 12V | 4 BAR | 110 L/H |

AJD-B90500



| MODEL | OE | MODEL & CHASSIS |
|-------|---------------|----------------------|
| HONDA | 16010-SDC-EO1 | Accord 2.4 2003-2008 |
| HONDA | 16010-SDC-EO1 | |
| | | |
| | | |
| | | |
| | | |
| | | |
| | | |

| VOLTAGE | PRESSURE | FLOW |
|---------|----------|---------|
| 12V | 4 BAR | 110 L/H |

AJD-B90600



| MODEL | OE | MODEL & CHASSIS |
|-------|---------------|-----------------------------|
| HONDA | 17048-TAO-000 | ACCORD VIII 2.0i/2.4i 2008- |
| | | SPIRIOR 2.0i/2.4i 2008- |
| | | |
| | | |
| | | |
| | | |
| | | |
| | | |

| VOLTAGE | PRESSURE | FLOW |
|---------|----------|---------|
| 12V | 4 BAR | 110 L/H |

AJD-B90700



| MODEL | OE | MODEL & CHASSIS |
|------------|---------------|-----------------------|
| JAPANPARTS | FC-425S | FIT II (GD) 2002-2008 |
| NIPPARTS | J1334029 | |
| HONDA | 16010-SAA-000 | |
| | | |
| | | |
| | | |
| | | |
| | | |

| VOLTAGE | PRESSURE | FLOW |
|---------|----------|------|
| 12V | | |

AJD-B90800



| MODEL | OE | MODEL & CHASSIS |
|-------|-------------|------------------------|
| HONDA | 17048TV8E00 | FIT III (GD) 2007-2015 |
| HONDA | 17048TM8000 | |
| HONDA | 17048TF0000 | |
| HONDA | 17048TAO000 | |
| | | |
| | | |
| | | |
| | | |

| VOLTAGE | PRESSURE | FLOW |
|---------|----------|------|
| 12V | | |

AJD-B90400



| MODEL | OE | MODEL & CHASSIS |
|-------|---------------|------------------|
| HONDA | 17045-TR0-000 | CIVIC VIII 2012- |
| | | |
| | | |
| | | |
| | | |
| | | |
| | | |
| | | |

| VOLTAGE | PRESSURE | FLOW |
|---------|----------|---------|
| 12V | 3.5 BAR | 110 L/H |

AJD-B90200



| MODEL | OE | MODEL & CHASSIS |
|-------|---------------|---------------------|
| HONDA | 17045-T0A-000 | CRV (RM.) 2012-2016 |
| | | |
| | | |
| | | |
| | | |

| VOLTAGE | PRESSURE | FLOW |
|---------|----------|---------|
| 12V | 4 BAR | 100 L/H |

AJD-C10300



| MODEL | OE | MODEL & CHASSIS |
|--------|-------------|---------------------------|
| TOYOTA | 77020-0D110 | VOIS 2008- YARIS 2008- |
| | | |
| | | |
| | | |
| | | |

| VOLTAGE | PRESSURE | FLOW |
|---------|----------|---------|
| 12V | 3.5 BAR | 110 L/H |

AJD-C10200



| MODEL | OE | MODEL & CHASSIS |
|--------|-------------|----------------------|
| TOYOTA | 77020-02190 | Corolla ex 2004-2013 |
| | | |
| | | |
| | | |
| | | |

| VOLTAGE | PRESSURE | FLOW |
|---------|----------|---------|
| 12V | 4 BAR | 110 L/H |

AJD-C10500



| MODEL | OE | MODEL & CHASSIS |
|--------|-------------|-----------------|
| TOYOTA | 77020-33340 | CAMRY 2002- |
| | | |
| | | |
| | | |
| | | |

| VOLTAGE | PRESSURE | FLOW |
|---------|----------|--------|
| 12V | 3.5 BAR | 90 L/H |

AJD-C10700



| MODEL | OE | MODEL & CHASSIS |
|--------|-------------|-----------------|
| TOYOTA | 77020-02250 | Corolla |
| | | |
| | | |
| | | |
| | | |

| VOLTAGE | PRESSURE | FLOW |
|---------|----------|--------|
| 12V | 3.5 BAR | 90 L/H |

AJD-C10800



| MODEL | OE | MODEL & CHASSIS |
|--------|-------------|-----------------|
| DELPHI | FG1283 | RAV4 2008-2015 |
| TOYOTA | 77020-0R010 | |
| | | |
| | | |
| | | |

| VOLTAGE | PRESSURE | FLOW |
|---------|----------|---------|
| | 3.3 BAR | 110 L/H |

AJD-C10900



| MODEL | OE | MODEL & CHASSIS |
|--------|-------------|---------------------|
| TOYOTA | 77020-0D180 | VOIS (NSP15.) 2013- |
| | | |
| | | |
| | | |
| | | |

| VOLTAGE | PRESSURE | FLOW |
|---------|----------|--------|
| 12V | 4 BAR | 90 L/H |

AJD-C11100



| MODEL | OE | MODEL & CHASSIS |
|--------|-------------|-----------------|
| TOYOTA | 77020-0N010 | Crown Reiz |
| | | |
| | | |
| | | |
| | | |

| VOLTAGE | PRESSURE | FLOW |
|---------|----------|---------|
| 12V | 3.3 BAR | 110 L/H |

TOYOTA

AJD-C11700



| MODEL | OE | MODEL & CHASSIS |
|--------|-------------|-----------------|
| TOYOTA | 77020-0E040 | Highlander 3.5 |
| | | |
| | | |
| | | |
| | | |
| | | |

| VOLTAGE | PRESSURE | FLOW |
|---------|----------|---------|
| 12V | 3.3 BAR | 110 L/H |

AJD-C11300



| MODEL | OE | MODEL & CHASSIS |
|--------|-------------|-----------------|
| TOYOTA | 77020-0E050 | Highlander 2.7 |
| | | |
| | | |
| | | |
| | | |
| | | |

| VOLTAGE | PRESSURE | FLOW |
|---------|----------|---------|
| 12V | 3.3 BAR | 110 L/H |

AJD-C11400



| MODEL | OE | MODEL & CHASSIS |
|--------|-------------|---------------------------------------|
| TOYOTA | 77020-58020 | Previa 2010-2014 Alphard 2010-2014 |
| | | |
| | | |
| | | |
| | | |
| | | |

| VOLTAGE | PRESSURE | FLOW |
|---------|----------|------|
| 12V | | |

AJD-C11500



| MODEL | OE | MODEL & CHASSIS |
|--------|-------------|--------------------------------------|
| TOYOTA | 77020-35070 | 4 RUNNER (UZN21KZN21\GRN21)2002-2009 |
| TOYOTA | 77020-35072 | LAND CRUISER 2003- |
| TOYOTA | 77020-35071 | |
| | | |
| | | |
| | | |

| VOLTAGE | PRESSURE | FLOW |
|---------|----------|------|
| 12V | | |

AJD-E10100



| MODEL | OE | MODEL & CHASSIS |
|--------|------------|-----------------|
| TOYOTA | F01R00S233 | TOYOTA |
| | | |
| | | |
| | | |
| | | |
| | | |

| VOLTAGE | PRESSURE | FLOW |
|---------|----------|------|
| 12V | | |

AJD-C11600



| MODEL | OE | MODEL & CHASSIS |
|--------|-------------|---------------------------|
| TOYOTA | 77020-60441 | LAND CRUISER PRADO GRJ150 |
| | | |
| | | |
| | | |
| | | |
| | | |

| VOLTAGE | PRESSURE | FLOW |
|---------|----------|------|
| | | |

AJD-B10100



| MODEL | OE | MODEL & CHASSIS |
|--------|----------------|-----------------|
| NISSAN | 17040-JN00A-GA | LIVINA 2008 |
| | | |
| | | |
| | | |
| | | |
| | | |

| VOLTAGE | PRESSURE | FLOW |
|---------|----------|---------|
| 12V | 4 BAR | 110 L/H |

AJD-B10200



| MODEL | OE | MODEL & CHASSIS |
|--------|----------------|-----------------|
| NISSAN | 17040-JN00A-GA | TEANA 2008 |
| | | |
| | | |
| | | |
| | | |
| | | |

| VOLTAGE | PRESSURE | FLOW |
|---------|----------|---------|
| 12V | 4 BAR | 110 L/H |

AJD-B10300



| MODEL | OE | MODEL & CHASSIS |
|--------|-------------|-----------------|
| NISSAN | 17040-3DN0B | LIVINA 2012 |
| | | TIIDA 2012 |
| | | |
| | | |
| | | |
| | | |

| VOLTAGE | PRESSURE | FLOW |
|---------|----------|---------|
| 12V | 3.5 BAR | 110 L/H |

AJD-B10400



| MODEL | OE | MODEL & CHASSIS |
|--------|-------------|-----------------|
| NISSAN | 17040-JE20D | X-TRAIL 2WD |
| | | QASHQAI 2WD |
| | | |
| | | |
| | | |
| | | |

| VOLTAGE | PRESSURE | FLOW |
|---------|----------|---------|
| 12V | 3.5 BAR | 120 L/H |

AJD-B10500



| MODEL | OE | MODEL & CHASSIS |
|--------|-------------|-----------------|
| NISSAN | 17040-JE60D | X-TRAIL 4WD |
| | | QASHQAI 4WD |
| | | |
| | | |
| | | |
| | | |

| VOLTAGE | PRESSURE | FLOW |
|---------|----------|---------|
| 12V | 3.5 BAR | 120 L/H |

AJD-B10600



| MODEL | OE | MODEL & CHASSIS |
|--------|-------------|-----------------|
| NISSAN | 17040-JX30D | NV200 |
| NISSAN | 17040-AX010 | MARCH |
| | | |
| | | |
| | | |
| | | |

| VOLTAGE | PRESSURE | FLOW |
|---------|----------|---------|
| 12V | 3.5 BAR | 120 L/H |

AJD-B10700



| MODEL | OE | MODEL & CHASSIS |
|--------|-------------|-----------------|
| NISSAN | 17040-JE20D | SANNY |
| | | QASHQAI 2WD |
| | | |
| | | |
| | | |
| | | |

| VOLTAGE | PRESSURE | FLOW |
|---------|----------|------|
| 12V | | |

AJD-B10800



| MODEL | OE | MODEL & CHASSIS |
|--------|-------------|-----------------|
| NISSAN | 17040-WE800 | BOSH |
| | | LIVINA 2008 |
| | | TIIDA 2008 |
| | | |
| | | |
| | | |

| VOLTAGE | PRESSURE | FLOW |
|---------|----------|---------|
| 12V | 4 BAR | 110 L/H |

AJD-B10900



| MODEL | OE | MODEL & CHASSIS |
|--------|----------------|-----------------|
| NISSAN | 17040-JN00A-GA | BOSH |
| | | TEANA 2008 |
| | | |
| | | |
| | | |
| | | |

| VOLTAGE | PRESSURE | FLOW |
|---------|----------|---------|
| 12V | 3.5 BAR | 120 L/H |

AJD-B11100



| MODEL | OE | MODEL & CHASSIS |
|--------|------------------|-----------------|
| NISSAN | 17040-1HM0A-C175 | NEW SANNY N17 |
| | | MICRA |
| | | |
| | | |
| | | |
| | | |

| VOLTAGE | PRESSURE | FLOW |
|---------|----------|---------|
| 12V | 3.5 BAR | 110 L/H |

AJD-C20100



| MODEL | OE | MODEL & CHASSIS |
|-------|--------------|----------------------------------|
| MAZDA | LF17-13-35ZA | MAZDA 6 (GG) 2002-2007 |
| MAZDA | LF17-13-35ZB | MAZDA 6 Hatchback (GG) 2002-2007 |
| | | |
| | | |
| | | |
| | | |
| | | |
| | | |

| VOLTAGE | PRESSURE | FLOW |
|---------|----------|---------|
| 12V | 3.8 BAR | 110 L/H |

AJD-C20200



| MODEL | OE | MODEL & CHASSIS |
|-------|-------------|-----------------|
| MAZDA | L5T3-13-ZEO | MAZDA 6 2007- |
| | | |
| | | |
| | | |
| | | |
| | | |
| | | |
| | | |

| VOLTAGE | PRESSURE | FLOW |
|---------|----------|---------|
| 12V | 4 BAR | 110 L/H |

AJD-C20300



| MODEL | OE | MODEL & CHASSIS |
|-------|-------------|----------------------|
| JAPKO | 30327 | MAZDA 5 (CR19) 2005- |
| MAZDA | LF5W-13-ZEO | |
| | | |
| | | |
| | | |
| | | |
| | | |
| | | |

| VOLTAGE | PRESSURE | FLOW |
|---------|----------|---------|
| 12V | 4 BAR | 110 L/H |

AJD-C20400



| MODEL | OE | MODEL & CHASSIS |
|-------|-------------|-----------------|
| MAZDA | GY01-13-ZEO | FAMILY 323 |
| | | |
| | | |
| | | |
| | | |
| | | |
| | | |
| | | |

| VOLTAGE | PRESSURE | FLOW |
|---------|----------|---------|
| 12V | 4 BAR | 110 L/H |

AJD-C20500



| MODEL | OE | MODEL & CHASSIS |
|-------|----------------|--------------------------|
| MAZDA | LF3T-13-35XA | MAZDA 3 (BL) 2008-2014 |
| MAZDA | LF3T-13-35XB | MAZDA 3 Saloon 2009-2014 |
| MAZDA | LF3T-13-35XC | |
| MAZDA | LF3T-13-35XD | |
| MAZDA | LF3T-13-35XD9A | |
| MAZDA | 8N61-9H307-AA | |
| | | |
| | | |
| | | |

| VOLTAGE | PRESSURE | FLOW |
|---------|----------|---------|
| 12V | 4 BAR | 110 L/H |

AJD-A50100



| MODEL | OE | MODEL & CHASSIS |
|-------|---------|-----------------|
| BUICK | 9039008 | Excelle |
| | | |
| | | |
| | | |
| | | |
| | | |
| | | |
| | | |

| VOLTAGE | PRESSURE | FLOW |
|---------|----------|---------|
| 12V | 4 BAR | 110 L/H |

AJD-A50200



| MODEL | OE | MODEL & CHASSIS |
|-------|---------|-------------------|
| BUICK | 9049646 | Regal 2.0/2.5/3.0 |
| | | |
| | | |
| | | |
| | | |
| | | |
| | | |
| | | |

| VOLTAGE | PRESSURE | FLOW |
|---------|----------|---------|
| 12V | 4 BAR | 110 L/H |

AJD-A50300



| MODEL | OE | MODEL & CHASSIS |
|-------|---------|-----------------|
| BUICK | 9021101 | Larcosse |
| | | |
| | | |
| | | |
| | | |
| | | |
| | | |
| | | |

| VOLTAGE | PRESSURE | FLOW |
|---------|----------|---------|
| 12V | 4 BAR | 110 L/H |

AJD-A50400



| MODEL | OE | MODEL & CHASSIS |
|-------|---------|-----------------|
| BUICK | 9044115 | GL8 |
| | | |
| | | |
| | | |
| | | |
| | | |

| VOLTAGE | PRESSURE | FLOW |
|---------|----------|---------|
| 12V | 4 BAR | 110 L/H |

AJD-A50500



| MODEL | OE | MODEL & CHASSIS |
|-------|--------------|-----------------|
| BUICK | 9025746 | GL8 2003-2009 |
| BUICK | FG87042-11B1 | |
| BUICK | 9021078 | |
| | | |
| | | |
| | | |

| VOLTAGE | PRESSURE | FLOW |
|---------|----------|---------|
| 12V | 4 BAR | 110 L/H |

AJD-A60100



| MODEL | OE | MODEL & CHASSIS |
|-----------|---------|-----------------|
| CHEVROLET | 9020412 | EPICA |
| | | |
| | | |
| | | |
| | | |
| | | |

| VOLTAGE | PRESSURE | FLOW |
|---------|----------|---------|
| 12V | 4 BAR | 110 L/H |

AJD-A60200



| MODEL | OE | MODEL & CHASSIS |
|-----------|---------|-----------------|
| CHEVROLET | 9048903 | EPICA 2009- |
| | | |
| | | |
| | | |
| | | |
| | | |

| VOLTAGE | PRESSURE | FLOW |
|---------|----------|---------|
| 12V | 4 BAR | 110 L/H |

CHEVROLET

AJD-A60300



| MODEL | OE | MODEL & CHASSIS |
|-----------|---------|-----------------|
| CHEVROLET | 9017396 | SAIL 2010- |
| CHEVROLET | 9007702 | |
| | | |
| | | |
| | | |
| | | |

| VOLTAGE | PRESSURE | FLOW |
|---------|----------|---------|
| 12V | 4 BAR | 110 L/H |

AJD-A60400



| MODEL | OE | MODEL & CHASSIS |
|-------|------------|-------------------|
| GM | F01R00S296 | CRUZE 2009-2013 |
| GM | 13296120 | Regal 2009-2013 |
| | | Excelle 2009-2013 |
| | | MALIBU 2012-2013 |
| | | |
| | | |

| VOLTAGE | PRESSURE | FLOW |
|---------|----------|---------|
| 12V | 4 BAR | 110 L/H |

AJD-A60500



| MODEL | OE | MODEL & CHASSIS |
|-------|--------|-----------------|
| GM | MALIBU | CRUZE 1.6T |
| | | Regal 1.6T |
| | | MALIBU 1.6T |
| | | Excelle 1.6T |
| | | |
| | | |

| VOLTAGE | PRESSURE | FLOW |
|---------|----------|---------|
| 12V | 4 BAR | 110 L/H |

AJD-C50400



| MODEL | OE | MODEL & CHASSIS |
|-------|---------------|-----------------|
| FORD | DG93-9H307-LF | MONDEO 2013 |
| | | |
| | | |
| | | |
| | | |
| | | |

| VOLTAGE | PRESSURE | FLOW |
|---------|----------|------|
| 12V | | |

GM

FORD

AJD-C50100



| MODEL | OE | MODEL & CHASSIS |
|-------|---------------|-----------------|
| FORD | 5M51-9H307-LM | FOCUS 2005-2012 |
| | | MAZDA 3 |
| | | VOLVO S40 |
| | | |
| | | |
| | | |

| VOLTAGE | PRESSURE | FLOW |
|---------|----------|---------|
| 12V | 3.8 BAR | 120 L/H |

AJD-C50200



| MODEL | OE | MODEL & CHASSIS |
|-------|---------------|-----------------|
| FORD | BS71-SH307-DB | MONDEO |
| | | |
| | | |
| | | |
| | | |
| | | |

| VOLTAGE | PRESSURE | FLOW |
|---------|----------|---------|
| 12V | 4 BAR | 120 L/H |

AJD-C50300



| MODEL | OE | MODEL & CHASSIS |
|-------|---------------|-----------------|
| BOSCH | 986580972 | MONDEO 2.3L LD |
| FORD | 7G91-9H307-AE | |
| | | |
| | | |
| | | |
| | | |

| VOLTAGE | PRESSURE | FLOW |
|---------|----------|---------|
| 12V | 4 BAR | 120 L/H |

AJD-C50700



| MODEL | OE | MODEL & CHASSIS |
|-------|---------------|-----------------|
| BOSCH | 986580972 | MONDEO 2.3L VDO |
| FORD | 7G91-9H307-AE | |
| | | |
| | | |
| | | |
| | | |

| VOLTAGE | PRESSURE | FLOW |
|---------|----------|---------|
| 12V | 4 BAR | 115 L/H |

AJD-C50500



| MODEL | OE | MODEL & CHASSIS |
|-------|---------------|-----------------|
| FORD | DV61-9H307-ED | KUGA |
| | | ESCAPE |
| | | |
| | | |
| | | |
| | | |

| VOLTAGE | PRESSURE | FLOW |
|---------|----------|---------|
| 12V | 6 BAR | 125 L/H |

AJD-C50600



| MODEL | OE | MODEL & CHASSIS |
|-------|---------------|-------------------|
| FORD | CN15-9H307-FA | Ecosport 1.0T/1.5 |
| FORD | 580200199 | |
| | | |
| | | |
| | | |
| | | |

| VOLTAGE | PRESSURE | FLOW |
|---------|----------|---------|
| 12V | 6 BAR | 125 L/H |

AJD-C50900



| MODEL | OE | MODEL & CHASSIS |
|-------|-------------|---------------------|
| FORD | F01R00S346 | FOCUS 1.6/2.0 2012- |
| FORD | BV619H307RD | |
| | | |
| | | |
| | | |
| | | |

| VOLTAGE | PRESSURE | FLOW |
|---------|----------|---------|
| 12V | 4 BAR | 110 L/H |

AJD-C50800



| MODEL | OE | MODEL & CHASSIS |
|-------|---------------|-----------------|
| FORD | BS71-SH307-DB | MONDEO |
| | | |
| | | |
| | | |
| | | |
| | | |

| VOLTAGE | PRESSURE | FLOW |
|---------|----------|---------|
| 12V | 4 BAR | 110 L/H |

AJD-D10400



| MODEL | OE | MODEL & CHASSIS |
|-------|----------|-----------------|
| FORD | 31336697 | MONDEO 2.0T |
| | | VOLVO XC60 2.0T |
| | | VOLVO S80 2.0T |
| | | |
| | | |
| | | |
| | | |

| VOLTAGE | PRESSURE | FLOW |
|---------|----------|---------|
| 12V | 6 BAR | 140 L/H |

AJD-C51200



| MODEL | OE | MODEL & CHASSIS |
|-------|---------------|-----------------|
| FORD | CN15-9H307-CB | Ecosport |
| FORD | 0580200199 | |
| | | |
| | | |
| | | |
| | | |
| | | |

| VOLTAGE | PRESSURE | FLOW |
|---------|----------|---------|
| 12V | 4 BAR | 110 L/H |

AJD-C30100



| MODEL | OE | MODEL & CHASSIS |
|--------|-----------------|-------------------|
| SUZUKI | 15100-56K00-000 | Suzuki SX4 Sedan3 |
| | | |
| | | |
| | | |
| | | |
| | | |
| | | |

| VOLTAGE | PRESSURE | FLOW |
|---------|----------|---------|
| 12V | 4 BAR | 120 L/H |

AJD-C30101



| MODEL | OE | MODEL & CHASSIS |
|--------|-----------------|-------------------|
| SUZUKI | 15100-56K00-001 | Suzuki SX4 Sedan4 |
| | | |
| | | |
| | | |
| | | |
| | | |
| | | |

| VOLTAGE | PRESSURE | FLOW |
|---------|----------|---------|
| 12V | 4 BAR | 120 L/H |

AJD-C30200



| MODEL | OE | MODEL & CHASSIS |
|--------|-------------|-----------------|
| SUZUKI | 15100-55KAC | Suzuki Sx4 |
| | | |
| | | |
| | | |
| | | |
| | | |
| | | |

| VOLTAGE | PRESSURE | FLOW |
|---------|----------|---------|
| 12V | 4 BAR | 120 L/H |

AJD-A90100



| MODEL | OE | MODEL & CHASSIS |
|---------|------------|-------------------------------|
| CITROEN | 1489084080 | C5, C-Triomphe C-Quatre |
| | | |
| | | |
| | | |
| | | |
| | | |
| | | |

| VOLTAGE | PRESSURE | FLOW |
|---------|----------|---------|
| 12V | 4 BAR | 110 L/H |

AJD-D50300



| MODEL | OE | MODEL & CHASSIS |
|---------|-----------------|----------------------------|
| CITROEN | SG09730539900-D | C4 |
| | 9670251480 | Peugeot 307 Peugeot 308 |
| | | |
| | | |
| | | |
| | | |
| | | |

| VOLTAGE | PRESSURE | FLOW |
|---------|----------|---------|
| 12V | 4 BAR | 110 L/H |

AJD-D50400



| MODEL | OE | MODEL & CHASSIS |
|---------|---------------|-----------------|
| CITROEN | X709737409900 | C5 |
| | 9737409900 | Peugeot 508 |
| | | |
| | | |
| | | |
| | | |
| | | |

| VOLTAGE | PRESSURE | FLOW |
|---------|----------|---------|
| 12V | 4 BAR | 110 L/H |

SUZUKI

CITROEN

AJD-D50200



| MODEL | OE | MODEL & CHASSIS |
|---------|-----------------|-----------------|
| CITROEN | SG09737309900-A | C2 |
| | | Peugeot 206 |
| | | Peugeot 207 |
| | | |
| | | |
| | | |
| | | |
| | | |
| | | |

| VOLTAGE | PRESSURE | FLOW |
|---------|----------|---------|
| 12V | 4 BAR | 120 L/H |

AJD-D50100



| MODEL | OE | MODEL & CHASSIS |
|---------|------------|-----------------|
| PEUGEOT | 9651020380 | 3008 1.6L |
| PEUGEOT | | |
| | | |
| | | |
| | | |
| | | |
| | | |
| | | |
| | | |

| VOLTAGE | PRESSURE | FLOW |
|---------|----------|---------|
| 12V | 4 BAR | 120 L/H |

AJD-D50600



| MODEL | OE | MODEL & CHASSIS |
|---------|------------|-----------------|
| PEUGEOT | 9803066180 | 3008 1.6T |
| | | |
| | | |
| | | |
| | | |
| | | |
| | | |
| | | |
| | | |

| VOLTAGE | PRESSURE | FLOW |
|---------|----------|---------|
| 12V | 5 BAR | 120 L/H |

AJD-D50500



| MODEL | OE | MODEL & CHASSIS |
|---------|------------|------------------|
| PEUGEOT | 9805806280 | 301 |
| | | CITROEN C-Elysee |
| | | |
| | | |
| | | |
| | | |
| | | |
| | | |
| | | |

| VOLTAGE | PRESSURE | FLOW |
|---------|----------|---------|
| 12V | 4 BAR | 120 L/H |

AJD-C40100



| MODEL | OE | MODEL & CHASSIS |
|--------|-------------|-----------------|
| LUXGEN | A2C53320406 | Luxgen 7 |
| | | |
| | | |
| | | |
| | | |
| | | |
| | | |
| | | |
| | | |

| VOLTAGE | PRESSURE | FLOW |
|---------|----------|---------|
| 12V | 4 BAR | 110 L/H |

AJD-C40200



| MODEL | OE | MODEL & CHASSIS |
|--------|------------|-----------------|
| LUXGEN | 17040SN110 | Luxgen U6 |
| | | |
| | | |
| | | |
| | | |
| | | |
| | | |
| | | |
| | | |

| VOLTAGE | PRESSURE | FLOW |
|---------|----------|---------|
| 12V | 4 BAR | 110 L/H |

AJD-B50200



| MODEL | OE | MODEL & CHASSIS |
|-------|----|-----------------|
| FFW | | FFW B50 |
| | | |
| | | |
| | | |
| | | |
| | | |
| | | |
| | | |
| | | |

| VOLTAGE | PRESSURE | FLOW |
|---------|----------|---------|
| 12V | 4 BAR | 110 L/H |

AJD-B50300



| MODEL | OE | MODEL & CHASSIS |
|-------|--------------|-----------------|
| FFW | A00599056 | FFW B70 B90 X80 |
| FFW | FC01-1335X-E | FFW B70 B90 X80 |
| | | |
| | | |
| | | |
| | | |
| | | |
| | | |
| | | |
| | | |

| VOLTAGE | PRESSURE | FLOW |
|---------|----------|---------|
| 12V | 4 BAR | 110 L/H |

AJD-B50700



| MODEL | OE | MODEL & CHASSIS |
|-------|---------------|-----------------|
| FFW | 77020-0D030-B | FFW Vitz,Ville |
| | | |
| | | |
| | | |
| | | |
| | | |

| VOLTAGE | PRESSURE | FLOW |
|---------|----------|---------|
| 12V | 4 BAR | 110 L/H |

AJD-B50100



| MODEL | OE | MODEL & CHASSIS |
|-------|-------------|-----------------|
| FFW | 23210-B2901 | FFW Xenia |
| | | |
| | | |
| | | |
| | | |
| | | |

| VOLTAGE | PRESSURE | FLOW |
|---------|----------|---------|
| 12V | 4 BAR | 110 L/H |

AJD-B50600



| MODEL | OE | MODEL & CHASSIS |
|-------|-------------|-----------------|
| FFW | 77020-TVA00 | FFW FAW |
| | | |
| | | |
| | | |
| | | |
| | | |

| VOLTAGE | PRESSURE | FLOW |
|---------|----------|---------|
| 12V | 4 BAR | 110 L/H |

AJD-B60100



| MODEL | OE | MODEL & CHASSIS |
|-------|---------------|----------------------|
| HAIMA | SA00-13-35XM1 | Haima Knight,Haima 7 |
| | | |
| | | |
| | | |
| | | |
| | | |

| VOLTAGE | PRESSURE | FLOW |
|---------|----------|---------|
| 12V | 4 BAR | 110 L/H |

AJD-B60200



| MODEL | OE | MODEL & CHASSIS |
|-------|---------------|-----------------|
| HAIMA | HA00-1335Z-M1 | Haima Happin BS |
| | | |
| | | |
| | | |
| | | |
| | | |

| VOLTAGE | PRESSURE | FLOW |
|---------|----------|---------|
| 12V | 4 BAR | 110 L/H |

AJD-B60300



| MODEL | OE | MODEL & CHASSIS |
|-------|---------------|--------------------|
| HAIMA | HB00-1335Z-M1 | Haima Happin II BS |
| | | |
| | | |
| | | |
| | | |
| | | |

| VOLTAGE | PRESSURE | FLOW |
|---------|----------|------|
| 12V | | |

AJD-B70100



| MODEL | OE | MODEL & CHASSIS |
|-------|---------|-----------------|
| MG | 6000010 | MG7 |
| | | |
| | | |
| | | |
| | | |
| | | |

| VOLTAGE | PRESSURE | FLOW |
|---------|----------|---------|
| 12V | 4.6 BAR | 120 L/H |

AJD-B70200



| MODEL | OE | MODEL & CHASSIS |
|-------|----------|-----------------|
| MG | 30000198 | MG6 |
| | | |
| | | |
| | | |
| | | |
| | | |

| VOLTAGE | PRESSURE | FLOW |
|---------|----------|---------|
| 12V | 4 BAR | 110 L/H |

AJD-B70300



| MODEL | OE | MODEL & CHASSIS |
|-------|----------|-----------------|
| MG | 70000190 | MG3 |
| | | |
| | | |
| | | |
| | | |
| | | |

| VOLTAGE | PRESSURE | FLOW |
|---------|----------|---------|
| 12V | 4 BAR | 120 L/H |

AJD-B70400



| MODEL | OE | MODEL & CHASSIS |
|-------|----------|-----------------|
| MG | 30003632 | MG3 |
| | | |
| | | |
| | | |
| | | |
| | | |

| VOLTAGE | PRESSURE | FLOW |
|---------|----------|---------|
| 12V | 4 BAR | 120 L/H |

AJD-C90100



| MODEL | OE | MODEL & CHASSIS |
|---------|------------|------------------|
| CHANGAN | 1106100H01 | Changan Yuexiang |
| | | |
| | | |
| | | |
| | | |
| | | |

| VOLTAGE | PRESSURE | FLOW |
|---------|----------|---------|
| 12V | 4 BAR | 110 L/H |

AJD-C90200



| MODEL | OE | MODEL & CHASSIS |
|---------|------------|-----------------|
| CHANGAN | 1106100H02 | Changan Eado |
| | | |
| | | |
| | | |
| | | |
| | | |

| VOLTAGE | PRESSURE | FLOW |
|---------|----------|---------|
| 12V | 4 BAR | 110 L/H |

AJD-C90300



| MODEL | OE | MODEL & CHASSIS |
|---------|--------------|-----------------|
| CHANGAN | 1106100-AW01 | Changan CS35 |
| | | |
| | | |
| | | |
| | | |
| | | |

| VOLTAGE | PRESSURE | FLOW |
|---------|----------|---------|
| 12V | 4 BAR | 110 L/H |

AJD-C90400



| MODEL | OE | MODEL & CHASSIS |
|---------|--------------|-----------------|
| CHANGAN | 1106100-BB01 | Changan CX70 |
| | | |
| | | |
| | | |
| | | |
| | | |

| VOLTAGE | PRESSURE | FLOW |
|---------|----------|---------|
| 12V | 4 BAR | 110 L/H |

AJD-C90500



| MODEL | OE | MODEL & CHASSIS |
|---------|--------------|-----------------|
| CHANGAN | 1106100-AW01 | Changan CS55 |
| | | |
| | | |
| | | |
| | | |
| | | |

| VOLTAGE | PRESSURE | FLOW |
|---------|----------|---------|
| 12V | 4 BAR | 110 L/H |

AJD-C90600



| MODEL | OE | MODEL & CHASSIS |
|---------|--------------|-----------------|
| CHANGAN | 1106100-BH01 | RAETON CC |
| | | |
| | | |
| | | |
| | | |
| | | |

| VOLTAGE | PRESSURE | FLOW |
|---------|----------|---------|
| 12V | 4 BAR | 110 L/H |

AJD-C90700



| MODEL | OE | MODEL & CHASSIS |
|---------|----------------|-----------------|
| CHANGAN | 110610000M0100 | Changan CS75 |
| | | |
| | | |
| | | |
| | | |
| | | |

| VOLTAGE | PRESSURE | FLOW |
|---------|----------|---------|
| 12V | 4 BAR | 110 L/H |

AJD-D30100



| MODEL | OE | MODEL & CHASSIS |
|--------|------------|-----------------|
| BAOJUN | F01R00S244 | Baojun 630 |
| | | |
| | | |
| | | |
| | | |
| | | |

| VOLTAGE | PRESSURE | FLOW |
|---------|----------|---------|
| 12V | 4 BAR | 110 L/H |

AJD-D30200



| MODEL | OE | MODEL & CHASSIS |
|--------|-------------|-----------------|
| BAOJUN | SGM24565370 | Baojun 730 |
| | | |
| | | |
| | | |
| | | |
| | | |

| VOLTAGE | PRESSURE | FLOW |
|---------|----------|---------|
| 12V | 4 BAR | 110 L/H |

AJD-A40800



| MODEL | OE | MODEL & CHASSIS |
|-------|------------------|-----------------|
| JAC | N700663111-38000 | JAC Refine I |
| | | |
| | | |
| | | |
| | | |
| | | |

| VOLTAGE | PRESSURE | FLOW |
|---------|----------|---------|
| 12V | 4 BAR | 110 L/H |

AJD-A40100



| MODEL | OE | MODEL & CHASSIS |
|-------|-------------|-----------------|
| JAC | 31102-V3210 | JAC Refine II |
| | | |
| | | |
| | | |
| | | |
| | | |

| VOLTAGE | PRESSURE | FLOW |
|---------|----------|---------|
| 12V | 4 BAR | 110 L/H |

AJD-A40200



| MODEL | OE | MODEL & CHASSIS |
|-------|--------------|-----------------|
| JAC | 1106610U1020 | JAC Rein(2.0) |
| | | |
| | | |
| | | |
| | | |
| | | |

| VOLTAGE | PRESSURE | FLOW |
|---------|----------|---------|
| 12V | 3.5 BAR | 120 L/H |

AJD-A40900



| MODEL | OE | MODEL & CHASSIS |
|-------|--------------|-----------------|
| JAC | 1106610U1010 | JAC Rein 4WD |
| | | |
| | | |
| | | |
| | | |
| | | |

| VOLTAGE | PRESSURE | FLOW |
|---------|----------|---------|
| 12V | 4 BAR | 110 L/H |

AJD-A40300



| MODEL | OE | MODEL & CHASSIS |
|-------|--------------|-----------------|
| JAC | 1106610U8010 | JAC Tojoy |
| | | |
| | | |
| | | |
| | | |
| | | |

| VOLTAGE | PRESSURE | FLOW |
|---------|----------|---------|
| 12V | 4 BAR | 110 L/H |

AJD-A40400



| MODEL | OE | MODEL & CHASSIS |
|-------|--------------|----------------------|
| JAC | 1106610U2010 | JAC Heyue(hatchback) |
| | | |
| | | |
| | | |
| | | |

| VOLTAGE | PRESSURE | FLOW |
|---------|----------|---------|
| 12V | 3.5 BAR | 120 L/H |

AJD-A40500



| MODEL | OE | MODEL & CHASSIS |
|-------|--------------|----------------------|
| JAC | 1106610U7101 | JAC Heyue(notchback) |
| | | |
| | | |
| | | |
| | | |

| VOLTAGE | PRESSURE | FLOW |
|---------|----------|---------|
| 12V | 3.5 BAR | 120 L/H |

AJD-A40600



| MODEL | OE | MODEL & CHASSIS |
|-------|--------------|-----------------|
| JAC | 1106610U7150 | JAC Benjoy |
| | | |
| | | |
| | | |
| | | |

| VOLTAGE | PRESSURE | FLOW |
|---------|----------|---------|
| 12V | 3.5 BAR | 120 L/H |

AJD-A40700



| MODEL | OE | MODEL & CHASSIS |
|-------|--------------|-----------------|
| JAC | 1106610V1030 | JAC Harmony |
| | | |
| | | |
| | | |
| | | |

| VOLTAGE | PRESSURE | FLOW |
|---------|----------|---------|
| 12V | 4 BAR | 110 L/H |

AJD-A41000



| MODEL | OE | MODEL & CHASSIS |
|-------|--------------|-----------------|
| JAC | 1106610U8050 | JAC Yüeyue |
| | | |
| | | |
| | | |
| | | |

| VOLTAGE | PRESSURE | FLOW |
|---------|----------|------|
| 12V | | |

AJD-A41100



| MODEL | OE | MODEL & CHASSIS |
|-------|--------------|-----------------|
| JAC | 1106010U1510 | JAC Refine S5 |
| | | |
| | | |
| | | |
| | | |

| VOLTAGE | PRESSURE | FLOW |
|---------|----------|---------|
| 12V | 3.5 BAR | 120 L/H |

AJD-A41200



| MODEL | OE | MODEL & CHASSIS |
|-------|--------------|-----------------|
| JAC | 1106010U5610 | JAC RefineS3 |
| | | |
| | | |
| | | |
| | | |

| VOLTAGE | PRESSURE | FLOW |
|---------|----------|---------|
| 12V | 3.5 BAR | 120 L/H |

AJD-A41300



| MODEL | OE | MODEL & CHASSIS |
|-------|--------------|-----------------|
| JAC | 1106010U8510 | JAC Heyue A3 |
| | | |
| | | |
| | | |
| | | |

| VOLTAGE | PRESSURE | FLOW |
|---------|----------|---------|
| 12V | 3.5 BAR | 120 L/H |

AJD-A70100



| MODEL | OE | MODEL & CHASSIS |
|----------|-----------|-----------------|
| ZHONGHUA | 3006052MT | Zhonghua FRV MT |
| | | |
| | | |
| | | |
| | | |
| | | |

| VOLTAGE | PRESSURE | FLOW |
|---------|----------|---------|
| 12V | 3.5 BAR | 120 L/H |

AJD-A70200



| MODEL | OE | MODEL & CHASSIS |
|----------|-----------|-----------------|
| ZHONGHUA | 3006052AT | Zhonghua FRV AT |
| | | |
| | | |
| | | |
| | | |
| | | |

| VOLTAGE | PRESSURE | FLOW |
|---------|----------|---------|
| 12V | 4 BAR | 110 L/H |

AJD-A70300



| MODEL | OE | MODEL & CHASSIS |
|----------|-------------|------------------------|
| ZHONGHUA | 3100769/A00 | Zhonghua FRV,F5V,Coupe |
| | | |
| | | |
| | | |
| | | |
| | | |

| VOLTAGE | PRESSURE | FLOW |
|---------|----------|---------|
| 12V | 3.5 BAR | 120 L/H |

AJD-A80100



| MODEL | OE | MODEL & CHASSIS |
|----------|------------------|-----------------------|
| DONGFENG | DFLZMB12-1123010 | Dongfeng Joyera(1.5L) |
| | | |
| | | |
| | | |
| | | |
| | | |

| VOLTAGE | PRESSURE | FLOW |
|---------|----------|---------|
| 12V | 4 BAR | 110 L/H |

AJD-A80200



| MODEL | OE | MODEL & CHASSIS |
|----------|----------------|-----------------------|
| DONGFENG | DFLZMB-1106610 | Dongfeng Joyera(1.8L) |
| | | |
| | | |
| | | |
| | | |
| | | |

| VOLTAGE | PRESSURE | FLOW |
|---------|----------|---------|
| 12V | 4 BAR | 110 L/H |

AJD-A80300



| MODEL | OE | MODEL & CHASSIS |
|----------|-----------|-----------------|
| DONGFENG | A-1106020 | Dongxing wisdom |
| | | |
| | | |
| | | |
| | | |
| | | |

| VOLTAGE | PRESSURE | FLOW |
|---------|----------|---------|
| 12V | 4 BAR | 110 L/H |

AJD-A80400



| MODEL | OE | MODEL & CHASSIS |
|----------|----------------|-----------------|
| DONGFENG | B310030J-G0100 | FengShen A60 |
| | | |
| | | |
| | | |
| | | |
| | | |

| VOLTAGE | PRESSURE | FLOW |
|---------|----------|---------|
| 12V | 4 BAR | 110 L/H |

AJD-A80600



| MODEL | OE | MODEL & CHASSIS |
|----------|-----------|--------------------|
| DONGFENG | A-1123030 | Dongxing 2.0L/2.4L |
| | | |
| | | |
| | | |
| | | |
| | | |

| VOLTAGE | PRESSURE | FLOW |
|---------|----------|---------|
| 12V | 4 BAR | 110 L/H |

AJD-A80500



| MODEL | OE | MODEL & CHASSIS |
|----------|-------------|--------------------------|
| DONGFENG | A13-1123020 | Dongxing M3/V3/1.5L/1.6L |
| | | |
| | | |
| | | |
| | | |
| | | |

| VOLTAGE | PRESSURE | FLOW |
|---------|----------|---------|
| 12V | 4 BAR | 110 L/H |

AJD-A80700



| MODEL | OE | MODEL & CHASSIS |
|----------|----------------|-----------------|
| DONGFENG | B310030J-D0200 | FengShen AX7 |
| | | |
| | | |
| | | |
| | | |
| | | |

| VOLTAGE | PRESSURE | FLOW |
|---------|----------|---------|
| 12V | 4 BAR | 110 L/H |

AJD-A80800



| MODEL | OE | MODEL & CHASSIS |
|----------|----------------|------------------|
| DONGFENG | B310030J-F0300 | FengShen A30/AX3 |
| | | |
| | | |
| | | |
| | | |
| | | |

| VOLTAGE | PRESSURE | FLOW |
|---------|----------|---------|
| 12V | 4 BAR | 110 L/H |

AJD-A80900



| MODEL | OE | MODEL & CHASSIS |
|----------|----------------|-----------------|
| DONGFENG | B310030J-G0100 | FengShen A60 |
| | | |
| | | |
| | | |
| | | |
| | | |

| VOLTAGE | PRESSURE | FLOW |
|---------|----------|---------|
| 12V | 4 BAR | 110 L/H |

AJD-B30100



| MODEL | OE | MODEL & CHASSIS |
|------------|-------------|----------------------------------|
| GREAT WALL | 1123100-S08 | Great Wall Florid,Coolbear,M2,M4 |
| | | |
| | | |
| | | |
| | | |
| | | |

| VOLTAGE | PRESSURE | FLOW |
|---------|----------|---------|
| 12V | 4 BAR | 110 L/H |

AJD-B30200



| MODEL | OE | MODEL & CHASSIS |
|------------|--------|----------------------|
| GREAT WALL | Rw1022 | Great Wall Safe,Sing |
| | | |
| | | |
| | | |
| | | |
| | | |

| VOLTAGE | PRESSURE | FLOW |
|---------|----------|---------|
| 12V | 4 BAR | 110 L/H |

AJD-B30400



| MODEL | OE | MODEL & CHASSIS |
|------------|---------------|--------------------------------|
| GREAT WALL | 1123100BKZ08A | Great Wall Haval H6(1.5T/2.0L) |
| | | |
| | | |
| | | |
| | | |
| | | |

| VOLTAGE | PRESSURE | FLOW |
|---------|----------|---------|
| 12V | 4 BAR | 110 L/H |

AJD-B30500



| MODEL | OE | MODEL & CHASSIS |
|------------|--------------|--------------------|
| GREAT WALL | 1123200A-M16 | Great Wall Peri,M1 |
| | | |
| | | |
| | | |
| | | |
| | | |

| VOLTAGE | PRESSURE | FLOW |
|---------|----------|---------|
| 12V | 4 BAR | 110 L/H |

AJD-B30600



| MODEL | OE | MODEL & CHASSIS |
|------------|------|------------------------------|
| GREAT WALL | 皮卡单点 | Great Wall Pick-up(SPI),SAFE |
| | | |
| | | |
| | | |
| | | |
| | | |
| | | |
| | | |
| | | |

| VOLTAGE | PRESSURE | FLOW |
|---------|----------|------|
| 12V | | |

AJD-B30700



| MODEL | OE | MODEL & CHASSIS |
|------------|------|-------------------------|
| GREAT WALL | 皮卡多点 | Great Wall Pick-up(MPI) |
| | | |
| | | |
| | | |
| | | |
| | | |
| | | |
| | | |
| | | |

| VOLTAGE | PRESSURE | FLOW |
|---------|----------|------|
| 12V | | |

AJD-B30800



| MODEL | OE | MODEL & CHASSIS |
|------------|------------|-------------------|
| GREAT WALL | LKT-PW2131 | Great Wall Wingle |
| | | |
| | | |
| | | |
| | | |
| | | |
| | | |
| | | |
| | | |

| VOLTAGE | PRESSURE | FLOW |
|---------|----------|---------|
| 12V | 4 BAR | 110 L/H |

AJD-B30900



| MODEL | OE | MODEL & CHASSIS |
|------------|-------|----------------------------|
| GREAT WALL | 嘉誉V80 | Great Wall Cowry,VoleexV80 |
| | | |
| | | |
| | | |
| | | |
| | | |
| | | |
| | | |
| | | |

| VOLTAGE | PRESSURE | FLOW |
|---------|----------|---------|
| 12V | 4 BAR | 110 L/H |

AJD-B31000



| MODEL | OE | MODEL & CHASSIS |
|------------|---------------|----------------------------------|
| GREAT WALL | 1123100AG08XA | Great Wall VoleexC30,C20,Ling Ao |
| | | |
| | | |
| | | |
| | | |
| | | |
| | | |
| | | |
| | | |

| VOLTAGE | PRESSURE | FLOW |
|---------|----------|---------|
| 12V | 4 BAR | 110 L/H |

AJD-B31100



| MODEL | OE | MODEL & CHASSIS |
|------------|---------------|-------------------------|
| GREAT WALL | 1106100BK00XA | Great Wall Pick-up Deer |
| | | |
| | | |
| | | |
| | | |
| | | |
| | | |
| | | |
| | | |

| VOLTAGE | PRESSURE | FLOW |
|---------|----------|---------|
| 12V | 4 BAR | 110 L/H |

AJD-B30300



| MODEL | OE | MODEL & CHASSIS |
|------------|---------------|----------------------------|
| GREAT WALL | 1106100BK00XA | Great Wall Haval CUV,H3,H5 |
| | | |
| | | |
| | | |
| | | |
| | | |
| | | |
| | | |
| | | |

| VOLTAGE | PRESSURE | FLOW |
|---------|----------|---------|
| 12V | 4 BAR | 110 L/H |

AJD-B31200



| MODEL | OE | MODEL & CHASSIS |
|------------|---------------|-----------------|
| GREAT WALL | 1123100AS08XA | Florid |
| | | |
| | | |
| | | |
| | | |
| | | |
| | | |
| | | |
| | | |

| VOLTAGE | PRESSURE | FLOW |
|---------|----------|---------|
| 12V | 4 BAR | 110 L/H |

AJD-B40100



| MODEL | IE | MODEL & CHASSIS |
|-------|------------|--|
| GEELY | 1136000126 | Geely Vision,Englon SC7, Harbour,Emgrand EC7 |
| | | |
| | | |
| | | |
| | | |
| | | |
| | | |
| | | |
| | | |

| VOLTAGE | PRESSURE | FLOW |
|---------|----------|---------|
| 12V | 4 BAR | 110 L/H |

AJD-B40200



| MODEL | OE | MODEL & CHASSIS |
|-------|--------------|-------------------|
| GEELY | 1136000126-1 | Geely Emgrand EC7 |
| | | |
| | | |
| | | |
| | | |
| | | |
| | | |
| | | |
| | | |

| VOLTAGE | PRESSURE | FLOW |
|---------|----------|---------|
| 12V | 4 BAR | 110 L/H |

AJD-B40300



| MODEL | OE | MODEL & CHASSIS |
|-------|------------|-----------------------------|
| GEELY | 1016001861 | Geely KingKong,Golden Eagle |
| | | |
| | | |
| | | |
| | | |
| | | |
| | | |
| | | |
| | | |

| VOLTAGE | PRESSURE | FLOW |
|---------|----------|---------|
| 12V | 4 BAR | 110 L/H |

AJD-B40400



| MODEL | OE | MODEL & CHASSIS |
|-------|------------|--------------------|
| GEELY | 1016002550 | Geely Panda (1.0L) |
| | | |
| | | |
| | | |
| | | |
| | | |
| | | |
| | | |
| | | |

| VOLTAGE | PRESSURE | FLOW |
|---------|----------|---------|
| 12V | 4 BAR | 110 L/H |

AJD-B40500



| MODEL | OE | MODEL & CHASSIS |
|-------|------------|--------------------|
| GEELY | 1016004470 | Geely Panda (1.3L) |
| | | |
| | | |
| | | |
| | | |
| | | |
| | | |
| | | |
| | | |

| VOLTAGE | PRESSURE | FLOW |
|---------|----------|---------|
| 12V | 4 BAR | 110 L/H |

AJD-B40600



| MODEL | OE | MODEL & CHASSIS |
|-------|------------|--------------------|
| GEELY | 1016001285 | Geely Free cruiser |
| | | |
| | | |
| | | |
| | | |
| | | |
| | | |
| | | |
| | | |

| VOLTAGE | PRESSURE | FLOW |
|---------|----------|---------|
| 12V | 4 BAR | 110 L/H |

AJD-B40700



| MODEL | OE | MODEL & CHASSIS |
|-------|------------|------------------------|
| GEELY | 1016000536 | Geely MeiRenbao,Dragon |
| | | |
| | | |
| | | |
| | | |
| | | |
| | | |
| | | |
| | | |

| VOLTAGE | PRESSURE | FLOW |
|---------|----------|---------|
| | 4 BAR | 110 L/H |

AJD-B40800



| MODEL | OE | MODEL & CHASSIS |
|-------|------------|-------------------------------|
| GEELY | 1017006336 | Geely SRV,Ulion303,Meiri star |
| | | |
| | | |
| | | |
| | | |
| | | |
| | | |
| | | |
| | | |

| VOLTAGE | PRESSURE | FLOW |
|---------|----------|---------|
| 12V | 4 BAR | 110 L/H |

AJD-B40900



| MODEL | OE | MODEL & CHASSIS |
|-------|----------------|---------------------------|
| GEELY | 1603199/PW2049 | Geely EC8 GC1 EC820 EC825 |
| | | |
| | | |
| | | |
| | | |
| | | |

| VOLTAGE | PRESSURE | FLOW |
|---------|----------|---------|
| 12V | 4 BAR | 110 L/H |

AJD-B41000



| MODEL | OE | MODEL & CHASSIS |
|-------|------------------|-----------------|
| GEELY | 01603101/PW2700A | Geely GX7 SX7 |
| | | |
| | | |
| | | |
| | | |
| | | |

| VOLTAGE | PRESSURE | FLOW |
|---------|----------|---------|
| 12V | 4 BAR | 110 L/H |

AJD-B41100



| MODEL | OE | MODEL & CHASSIS |
|-------|------------|------------------|
| GEELY | 1016012217 | Geely ATLAS 1.8T |
| | | |
| | | |
| | | |
| | | |
| | | |

| VOLTAGE | PRESSURE | FLOW |
|---------|----------|---------|
| 12V | 5.6 BAR | 110 L/H |

AJD-B41200



| MODEL | OE | MODEL & CHASSIS |
|-------|--------------|-----------------|
| GEELY | 101601221780 | Geely ATLAS 2.0 |
| | | |
| | | |
| | | |
| | | |
| | | |

| VOLTAGE | PRESSURE | FLOW |
|---------|----------|---------|
| 12V | 4 BAR | 150 L/H |

AJD-B41300



| MODEL | OE | MODEL & CHASSIS |
|-------|------------|-----------------|
| GEELY | 1066002968 | Geely GS |
| | | |
| | | |
| | | |
| | | |
| | | |

| VOLTAGE | PRESSURE | FLOW |
|---------|----------|---------|
| 12V | 4 BAR | 110 L/H |

AJD-B41400



| MODEL | OE | MODEL & CHASSIS |
|-------|---------|-----------------|
| GEELY | 6630267 | Geely Gc9 |
| | | |
| | | |
| | | |
| | | |
| | | |

| VOLTAGE | PRESSURE | FLOW |
|---------|----------|---------|
| 12V | 4 BAR | 110 L/H |

AJD-D60100



| MODEL | OE | MODEL & CHASSIS |
|-------|--------|-----------------|
| LIFAN | X60SUV | Lifan X60 |
| | | |
| | | |
| | | |
| | | |
| | | |

| VOLTAGE | PRESSURE | FLOW |
|---------|----------|---------|
| 12V | 4 BAR | 110 L/H |

AJD-A10100



| MODEL | OE | MODEL & CHASSIS |
|-------|---------------|----------------------|
| CHERY | S11-1106610AB | Chery QQ3(0.8L/1.0L) |
| | | |
| | | |
| | | |
| | | |
| | | |

| VOLTAGE | PRESSURE | FLOW |
|---------|----------|---------|
| 12V | 4 BAR | 120 L/H |

AJD-A10200



| MODEL | OE | MODEL & CHASSIS |
|-------|---------------|-----------------------|
| CHERY | S11-1106610DA | Chery QQ3 (0.8L/1.0L) |
| | | |
| | | |
| | | |
| | | |
| | | |

| VOLTAGE | PRESSURE | FLOW |
|---------|----------|---------|
| 12V | 4 BAR | 110 L/H |

AJD-A10300



| MODEL | OE | MODEL & CHASSIS |
|-------|---------------|-----------------|
| CHERY | S11-1106610CA | Chery QQ3(1.1L) |
| | | |
| | | |
| | | |
| | | |
| | | |

| VOLTAGE | PRESSURE | FLOW |
|---------|----------|---------|
| 12V | 4 BAR | 110 L/H |

AJD-A10400



| MODEL | OE | MODEL & CHASSIS |
|-------|-------------|-----------------|
| CHERY | S21-1106610 | Chery QQ6 |
| | | |
| | | |
| | | |
| | | |
| | | |

| VOLTAGE | PRESSURE | FLOW |
|---------|----------|---------|
| 12V | 4 BAR | 110 L/H |

AJD-A10500



| MODEL | OE | MODEL & CHASSIS |
|-------|---------------|-----------------|
| CHERY | S21-1106610BA | Chery QQ6 |
| | | |
| | | |
| | | |
| | | |
| | | |

| VOLTAGE | PRESSURE | FLOW |
|---------|----------|---------|
| 12V | 4 BAR | 120 L/H |

AJD-A10600



| MODEL | OE | MODEL & CHASSIS |
|-------|-------------|----------------------------|
| CHERY | S12-1106610 | Chery A1/QQme(S16)/M1(S18) |
| | | |
| | | |
| | | |
| | | |
| | | |

| VOLTAGE | PRESSURE | FLOW |
|---------|----------|---------|
| 12V | 4 BAR | 110 L/H |

AJD-A10700



| MODEL | OE | MODEL & CHASSIS |
|-------|-------------|-----------------|
| CHERY | S22-1106610 | Chery Elegant |
| | | |
| | | |
| | | |
| | | |
| | | |

| VOLTAGE | PRESSURE | FLOW |
|---------|----------|---------|
| 12V | 4 BAR | 120 L/H |

AJD-A10800



| MODEL | OE | MODEL & CHASSIS |
|-------|---------------|--------------------------|
| CHERY | T11-1106610DA | Chery Tiggo (1.6L/ 2.0L) |
| | | |
| | | |
| | | |
| | | |
| | | |

| VOLTAGE | PRESSURE | FLOW |
|---------|----------|---------|
| 12V | 4 BAR | 110 L/H |

AJD-A10900



| MODEL | OE | MODEL & CHASSIS |
|-------|---------------|---------------------|
| CHERY | T11-1106611CA | Chery Tiggo (2.4AT) |
| | | |
| | | |
| | | |
| | | |
| | | |

| VOLTAGE | PRESSURE | FLOW |
|---------|----------|---------|
| 12V | 4 BAR | 110 L/H |

AJD-A12100



| MODEL | OE | MODEL & CHASSIS |
|-------|---------------|---------------------------------|
| CHERY | T11-1106611AB | Chery Tiggo (Mitsubishi engine) |
| | | |
| | | |
| | | |
| | | |
| | | |

| VOLTAGE | PRESSURE | FLOW |
|---------|----------|---------|
| 12V | 4 BAR | 110 L/H |

AJD-A11000



| MODEL | OE | MODEL & CHASSIS |
|-------|-------------|-----------------|
| CHERY | M11-1106610 | Chery A3 |
| | | |
| | | |
| | | |
| | | |
| | | |

| VOLTAGE | PRESSURE | FLOW |
|---------|----------|---------|
| 12V | 4 BAR | 110 L/H |

AJD-A12200



| MODEL | OE | MODEL & CHASSIS |
|-------|-------------|-----------------|
| CHERY | M11-1106610 | Chery A3 2010- |
| | | |
| | | |
| | | |
| | | |
| | | |

| VOLTAGE | PRESSURE | FLOW |
|---------|----------|---------|
| 12V | 4 BAR | 110 L/H |

AJD-A11100



| MODEL | OE | MODEL & CHASSIS |
|-------|-------------|-----------------------|
| CHERY | A21-1106610 | Chery A5,Qiyun3,E5,G3 |
| | | |
| | | |
| | | |
| | | |
| | | |

| VOLTAGE | PRESSURE | FLOW |
|---------|----------|---------|
| 12V | 4 BAR | 110 L/H |

AJD-A11200



| MODEL | OE | MODEL & CHASSIS |
|-------|---------------|-----------------------|
| CHERY | A21-1106610BA | Chery A5,Qiyun3,E5,G3 |
| | | |
| | | |
| | | |
| | | |
| | | |

| VOLTAGE | PRESSURE | FLOW |
|---------|----------|---------|
| 12V | 4 BAR | 120 L/H |

AJD-A11300



| MODEL | OE | MODEL & CHASSIS |
|-------|---------------|--------------------|
| CHERY | A11-1106610DA | Chery Qiyun,Fulwin |
| | | |
| | | |
| | | |
| | | |
| | | |

| VOLTAGE | PRESSURE | FLOW |
|---------|----------|---------|
| 12V | 4 BAR | 110 L/H |

AJD-A11400



| MODEL | OE | MODEL & CHASSIS |
|-------|-------------|-----------------|
| CHERY | A13-1106610 | Chery Fulwin |
| | | |
| | | |
| | | |
| | | |
| | | |

| VOLTAGE | PRESSURE | FLOW |
|---------|----------|---------|
| 12V | 4 BAR | 110 L/H |

AJD-A11500



| MODEL | OE | MODEL & CHASSIS |
|-------|-------------|-----------------|
| CHERY | B11-1106610 | Chery Eastar |
| | | |
| | | |
| | | |
| | | |
| | | |

| VOLTAGE | PRESSURE | FLOW |
|---------|----------|---------|
| 12V | 4.0 BAR | 110 L/H |

AJD-A11600



| MODEL | OE | MODEL & CHASSIS |
|-------|---------------|-----------------|
| CHERY | B11-1106610DA | Chery EastarDA |
| | | |
| | | |
| | | |
| | | |
| | | |

| VOLTAGE | PRESSURE | FLOW |
|---------|----------|---------|
| 12V | 4 BAR | 110 L/H |

AJD-A11700



| MODEL | OE | MODEL & CHASSIS |
|-------|---------------|-----------------|
| CHERY | B11-1106610BA | Chery EastarBA |
| | | |
| | | |
| | | |
| | | |
| | | |

| VOLTAGE | PRESSURE | FLOW |
|---------|----------|---------|
| 12V | 4 BAR | 110 L/H |

AJD-A11800



| MODEL | OE | MODEL & CHASSIS |
|-------|-------------|-----------------|
| CHERY | B14-1106610 | Chery CROSS\V5 |
| | | |
| | | |
| | | |
| | | |
| | | |

| VOLTAGE | PRESSURE | FLOW |
|---------|----------|---------|
| 12V | 4 BAR | 110 L/H |

AJD-A11900



| MODEL | OE | MODEL & CHASSIS |
|-------|---------------|-----------------------|
| CHERY | B14-1106610CA | CROSS\V5 (with valve) |
| | | |
| | | |
| | | |
| | | |
| | | |

| VOLTAGE | PRESSURE | FLOW |
|---------|----------|---------|
| 12V | 4 BAR | 110 L/H |

AJD-A12000



| MODEL | OE | MODEL & CHASSIS |
|-------|-------------|-----------------|
| CHERY | B21-1106610 | Chery G5 |
| | | |
| | | |
| | | |
| | | |
| | | |

| VOLTAGE | PRESSURE | FLOW |
|---------|----------|---------|
| 12V | 4 BAR | 110 L/H |

AJD-A12400



| MODEL | OE | MODEL & CHASSIS |
|-------|-------------|--------------------|
| CHERY | J00-1106010 | Chery QQ3(0.8/1.0) |
| | | |
| | | |
| | | |
| | | |
| | | |

| VOLTAGE | PRESSURE | FLOW |
|---------|----------|---------|
| 12V | 4 BAR | 110 L/H |

AJD-A12500



| MODEL | OE | MODEL & CHASSIS |
|-------|-------------|-----------------|
| CHERY | J51-1106010 | Chery arrizo3 |
| | | |
| | | |
| | | |
| | | |
| | | |

| VOLTAGE | PRESSURE | FLOW |
|---------|----------|---------|
| 12V | 4 BAR | 110 L/H |

AJD-A12600



| MODEL | OE | MODEL & CHASSIS |
|-------|-------------|-----------------|
| CHERY | J43-1106010 | Chery E3 |
| | | |
| | | |
| | | |
| | | |
| | | |

| VOLTAGE | PRESSURE | FLOW |
|---------|----------|---------|
| 12V | 4 BAR | 110 L/H |

AJD-A12700



| MODEL | OE | MODEL & CHASSIS |
|-------|-------------|-----------------|
| CHERY | J42-1106010 | Chery arrizo7 |
| | | |
| | | |
| | | |
| | | |
| | | |

| VOLTAGE | PRESSURE | FLOW |
|---------|----------|---------|
| 12V | 4 BAR | 110 L/H |

AJD-A12800



| MODEL | OE | MODEL & CHASSIS |
|-------|------------------|---------------------|
| CHERY | T11-1106610DA-T1 | Chery Tiggo3 Tiggo5 |
| | | |
| | | |
| | | |
| | | |
| | | |

| VOLTAGE | PRESSURE | FLOW |
|---------|----------|---------|
| 12V | 4 BAR | 110 L/H |

AJD-A12300



| MODEL | OE | MODEL & CHASSIS |
|-------|-------------|-----------------|
| CHERY | H13-1106610 | Chery wei 'H5 |
| | | |
| | | |
| | | |
| | | |
| | | |

| VOLTAGE | PRESSURE | FLOW |
|---------|----------|---------|
| 12V | 4 BAR | 110 L/H |

AJD-A20100



| MODEL | OE | MODEL & CHASSIS |
|-------|----------|-----------------|
| ROEWE | 30000198 | Roewe 550 |
| | | |
| | | |
| | | |
| | | |
| | | |

| VOLTAGE | PRESSURE | FLOW |
|---------|----------|---------|
| 12V | 4 BAR | 110 L/H |

AJD-A20200



| MODEL | OE | MODEL & CHASSIS |
|-------|----------|-----------------|
| ROEWE | 50016710 | Roewe 350 |
| | | |
| | | |
| | | |
| | | |
| | | |

| VOLTAGE | PRESSURE | FLOW |
|---------|----------|---------|
| 12V | 4 BAR | 110 L/H |

AJD-A30100



| MODEL | OE | MODEL & CHASSIS |
|-------|----------------|--------------------------|
| BYD | F3D-1123100-B1 | BYD F3MT、F3RMT、G3MT、L3MT |
| | | |
| | | |
| | | |
| | | |
| | | |

| VOLTAGE | PRESSURE | FLOW |
|---------|----------|---------|
| 12V | 4 BAR | 110 L/H |

AJD-A30200



| MODEL | OE | MODEL & CHASSIS |
|-------|--------------|--------------------------|
| BYD | F3AT-1123100 | BYD F3AT、F3RAT、G3AT、L3AT |
| | | |
| | | |
| | | |
| | | |
| | | |

| VOLTAGE | PRESSURE | FLOW |
|---------|----------|---------|
| 12V | 4 BAR | 110 L/H |

AJD-A30300



| MODEL | OE | MODEL & CHASSIS |
|-------|---------------|--------------------|
| BYD | F3-1123100-A1 | BYD F3(1.6L) -2007 |
| | | |
| | | |
| | | |
| | | |
| | | |

| VOLTAGE | PRESSURE | FLOW |
|---------|----------|---------|
| 12V | 4 BAR | 110 L/H |

AJD-A30400



| MODEL | OE | MODEL & CHASSIS |
|-------|------------|-------------------|
| BYD | EG-1106610 | BYD F6MT、G6(2.0L) |
| | | |
| | | |
| | | |
| | | |
| | | |

| VOLTAGE | PRESSURE | FLOW |
|---------|----------|---------|
| 12V | 4 BAR | 110 L/H |

AJD-A30500



| MODEL | OE | MODEL & CHASSIS |
|-------|-------------|-----------------|
| BYD | EGA-1106610 | BYD F6AT |
| | | |
| | | |
| | | |
| | | |
| | | |

| VOLTAGE | PRESSURE | FLOW |
|---------|----------|---------|
| 12V | 4 BAR | 110 L/H |

AJD-A30600



| MODEL | OE | MODEL & CHASSIS |
|-------|------------|-----------------|
| BYD | LK-1123100 | BYD F0 |
| | | |
| | | |
| | | |
| | | |
| | | |

| VOLTAGE | PRESSURE | FLOW |
|---------|----------|---------|
| 12V | 4 BAR | 110 L/H |

AJD-A30700



| MODEL | OE | MODEL & CHASSIS |
|-------|------------|-----------------|
| BYD | M6-1106610 | BYD M6MT |
| | | |
| | | |
| | | |
| | | |
| | | |

| VOLTAGE | PRESSURE | FLOW |
|---------|----------|---------|
| 12V | 4.0 BAR | 110 L/H |

AJD-A30800



| MODEL | OE | MODEL & CHASSIS |
|-------|-------------|-----------------|
| BYD | M6A-1106610 | BYD M6AT |
| | | |
| | | |
| | | |
| | | |
| | | |

| VOLTAGE | PRESSURE | FLOW |
|---------|----------|---------|
| 12V | 4 BAR | 110 L/H |

AJD-A30900



| MODEL | OE | MODEL & CHASSIS |
|-------|------------|-----------------|
| BYD | S6-1106610 | BYD S6MT 2010 |
| | | |
| | | |
| | | |
| | | |
| | | |

| VOLTAGE | PRESSURE | FLOW |
|---------|----------|---------|
| 12V | 4 BAR | 110 L/H |

AJD-A31000



| MODEL | OE | MODEL & CHASSIS |
|-------|-------------|-----------------|
| BYD | S6A-1106610 | BYD S6AT 2010 |
| | | |
| | | |
| | | |
| | | |
| | | |

| VOLTAGE | PRESSURE | FLOW |
|---------|----------|---------|
| 12V | 4 BAR | 110 L/H |

AJD-A31100



| MODEL | OE | MODEL & CHASSIS |
|-------|---------------|-----------------|
| BYD | S6-1106610-C1 | BYD S6MT 2011 |
| | | |
| | | |
| | | |
| | | |
| | | |

| VOLTAGE | PRESSURE | FLOW |
|---------|----------|---------|
| 12V | 4 BAR | 110 L/H |

AJD-A31200



| MODEL | OE | MODEL & CHASSIS |
|-------|----------------|-----------------|
| BYD | S6J-1106610-C1 | BYD S6AT 2011 |
| | | |
| | | |
| | | |
| | | |
| | | |

| VOLTAGE | PRESSURE | FLOW |
|---------|----------|---------|
| 12V | 4 BAR | 110 L/H |

AJD-A31800



| MODEL | OE | MODEL & CHASSIS |
|-------|-------------|-----------------|
| BYD | S6M-1106610 | BYD S6/S7 1.5T |
| | | |
| | | |
| | | |
| | | |
| | | |

| VOLTAGE | PRESSURE | FLOW |
|---------|----------|---------|
| 12V | 6 BAR | 110 L/H |

AJD-A31900



| MODEL | OE | MODEL & CHASSIS |
|-------|-------------|-----------------|
| BYD | F3M-1106010 | BYD F3 1.5T |
| | | |
| | | |
| | | |
| | | |
| | | |

| VOLTAGE | PRESSURE | FLOW |
|---------|----------|------|
| 12V | | |

AJD-A32000



| MODEL | OE | MODEL & CHASSIS |
|-------|-----------|-----------------|
| BYD | SA1106010 | BYD S7 2.0T |
| | | |
| | | |
| | | |
| | | |
| | | |

| VOLTAGE | PRESSURE | FLOW |
|---------|----------|---------|
| 12V | 6 BAR | 100 L/H |

AJD-A31300



| MODEL | OE | MODEL & CHASSIS |
|-------|----------|-----------------|
| BYD | EKPF3-C1 | BYD F3 2014 |
| | | |
| | | |
| | | |
| | | |
| | | |

| VOLTAGE | PRESSURE | FLOW |
|---------|----------|---------|
| 12V | 3.5 BAR | 120 L/H |

AJD-A31400



| MODEL | OE | MODEL & CHASSIS |
|-------|-------------|-----------------|
| BYD | 5AC-1106610 | BYD surui(1.5T) |
| | | |
| | | |
| | | |
| | | |
| | | |

| VOLTAGE | PRESSURE | FLOW |
|---------|----------|---------|
| 12V | 6 BAR | 120 L/H |

AJD-A31500



| MODEL | OE | MODEL & CHASSIS |
|-------|------------|-----------------|
| BYD | 5A-1106610 | BYD surui(1.5L) |
| | | |
| | | |
| | | |
| | | |
| | | |

| VOLTAGE | PRESSURE | FLOW |
|---------|----------|---------|
| 12V | 4 BAR | 120 L/H |

AJD-A31600



| MODEL | OE | MODEL & CHASSIS |
|-------|-------------|-----------------|
| BYD | EGJ-1106010 | BYD G6(1.5T) |
| | | |
| | | |
| | | |
| | | |
| | | |

| VOLTAGE | PRESSURE | FLOW |
|---------|----------|---------|
| 12V | 6 BAR | 120 L/H |

AJD-A31700



| MODEL | OE | MODEL & CHASSIS |
|-------|------------|-----------------|
| BYD | 5A-1106610 | BYD surui(1.5L) |
| | | |
| | | |
| | | |
| | | |
| | | |

| VOLTAGE | PRESSURE | FLOW |
|---------|----------|---------|
| 12V | 3.5 BAR | 120 L/H |

AJD-D90100



| MODEL | OE | MODEL & CHASSIS |
|-------|----------------|-----------------|
| ZOTYE | 1123010005-B11 | T600 |
| | | |
| | | |
| | | |
| | | |
| | | |

| VOLTAGE | PRESSURE | FLOW |
|---------|----------|---------|
| 12V | 4 BAR | 110 L/H |

AJD-D70100



| MODEL | OE | MODEL & CHASSIS |
|----------|------------|-----------------|
| TRUMPCHE | F01R00S315 | Trumpche GS5 |
| | | |
| | | |
| | | |
| | | |
| | | |

| VOLTAGE | PRESSURE | FLOW |
|---------|----------|---------|
| 12V | 4 BAR | 110 L/H |

AJD-D70200



| MODEL | OE | MODEL & CHASSIS |
|----------|----------------|------------------------|
| TRUMPCHE | 2120003AAF99F0 | Trumpche GA3/VD251/RKT |
| | | |
| | | |
| | | |
| | | |
| | | |

| VOLTAGE | PRESSURE | FLOW |
|---------|----------|---------|
| 12V | 4 BAR | 110 L/H |

AJD-D70300



| MODEL | OE | MODEL & CHASSIS |
|----------|----------------|-----------------|
| TRUMPCHE | 2120003ASV0000 | Trumpche GS4 |
| | | |
| | | |
| | | |
| | | |
| | | |

| VOLTAGE | PRESSURE | FLOW |
|---------|----------|---------|
| 12V | 4 BAR | 110 L/H |

AJD-B21626



| MODEL | OE | MODEL & CHASSIS |
|-------|-----------|-----------------------------|
| VW | 56D919679 | VW Passat Fuel filter 2011- |
| | | |
| | | |
| | | |
| | | |
| | | |

| VOLTAGE | PRESSURE | FLOW |
|---------|----------|------|
| | | |

AJD-C30208



| MODEL | OE | MODEL & CHASSIS |
|--------|-----------------|-------------------------------|
| Suzuki | 15100-56KA0-000 | Suzuki SX4 Sedan4 Fuel filter |
| | | |
| | | |
| | | |
| | | |
| | | |

| VOLTAGE | PRESSURE | FLOW |
|---------|----------|------|
| | | |

AJD-D40230



| MODEL | OE | MODEL & CHASSIS |
|------------|----------|---|
| Land Rover | Lr036127 | Land Rover Freelander 2/Aurora 2.0T Fuel filter |
| | | |
| | | |
| | | |
| | | |
| | | |

| VOLTAGE | PRESSURE | FLOW |
|---------|----------|------|
| | | |

AJD-B80511



| MODEL | OE | MODEL & CHASSIS |
|-------|---------------|---------------------|
| Audi | 8R0 919 679 E | Audi Q5 Fuel filter |
| VDO | A2C3262120080 | |
| | | |
| | | |
| | | |
| | | |

| VOLTAGE | PRESSURE | FLOW |
|---------|----------|------|
| | | |

AJD-B80815



| MODEL | OE | MODEL & CHASSIS |
|-------|---------------|------------------|
| Audi | 4G0 201 317 A | A6C7 Fuel filter |
| | | |
| | | |
| | | |
| | | |

| VOLTAGE | PRESSURE | FLOW |
|---------|----------|------|
| | | |

AJD-B80709



| MODEL | OE | MODEL & CHASSIS |
|-------|----------------|------------------|
| Audi | 8K0201511TA | A4B9 Fuel filter |
| VDO | A2C80027900 | |
| Audi | 8K0 201 511 TA | |
| | | |
| | | |

| VOLTAGE | PRESSURE | FLOW |
|---------|----------|------|
| | | |

AJD-B80804



| MODEL | OE | MODEL & CHASSIS |
|-------|-------------|--------------------------|
| Audi | A2C53337487 | Audi A6C7/A4B9/ Q5/2009- |
| | | |
| | | |
| | | |
| | | |

| VOLTAGE | PRESSURE | FLOW |
|---------|----------|------|
| 12V | | |

AJD-B81005



| MODEL | OE | MODEL & CHASSIS |
|-------|-------------|-----------------|
| Audi | A2C53212763 | A8 2013- |
| | | |
| | | |
| | | |
| | | |

| VOLTAGE | PRESSURE | FLOW |
|---------|----------|------|
| 12V | | |

AJD-E30108



| MODEL | OE | MODEL & CHASSIS |
|-------|-------------|-----------------------|
| VW | A2C53212763 | CAYENNE/TOUAREG 2010- |
| | | |
| | | |
| | | |
| | | |

| VOLTAGE | PRESSURE | FLOW |
|---------|----------|------|
| 12V | | |

AJD-B22402



| MODEL | OE | MODEL & CHASSIS |
|-------|-------------|------------------|
| VW | A2C53375949 | SHARAN 1.8T/2.0T |
| | | |
| | | |
| | | |
| | | |

| VOLTAGE | PRESSURE | FLOW |
|---------|----------|------|
| 12V | | |

NOTE

Factory profile ↗

Aojiade Automotive Electronics Co., Ltd is a manufacturing company specialized in the electric fuel pump assembly. The company sets goals in the fuel pump in automotive aftermarket and holds the management principle of High Quality One-Stop Service, leading the fuel pump's automotive post-market. Headquartered in Pingshan Industrial District Shenzhen, China, the company has a scientific total quality management(TQM) and can fulfill client's requirements, such as material processing, sample processing, OEM, ODM; thus high-quality products, the integrity and strength of the company win recognizable praises.

The company is strictly complying with ISO/TS16949:2009 guidelines. The Company will uphold the scientific attitude, pragmatic working style and honest business management philosophy to serve our clients. Together with our customers to create a win-win partnership!

Warmly welcome to visit and contact Aojiade Automotive Electronics Co., Ltd.



Creating Value For Customers

