



Sanring
Provide a better life style.

PELLET STOVE catalog

We are on the road to success. And we are currently exporting our products to customers throughout all around the world.

Haining Sanring New Energy Equipment Co., Ltd.

Add: NO.68 Yuanxi road, Yuanhua industry area, Haining city, Zhejiang province, China

Website: www.ecopelletstove.com

Tel: 0086-573-87872868

Fax: 0086-573-87866028

Email: info@ecopelletstove.com



Water circulation pellet stove

Wood pellet stove

01



SR-W18

Norminal thermal output:
18KW
Thermal efficiency:
95.1%
Size:
545*1017*682MM

02



SR-W24

Norminal thermal output:
24KW
Thermal efficiency:
95%
Size:
645*1309.5*719.2MM

04



SR-A11

Norminal thermal output:
11 KW
Thermal efficiency:
90%
Size:
561*1025*528MM

05



SR-S9

Norminal thermal output:
9 KW
Thermal efficiency:
90%
Size:
522*1020*544MM

03



SR-W35

Norminal thermal output:
35KW
Thermal efficiency:
95%
Size:
645*1378*748MM

06



SR-A9

Norminal thermal output:
9 KW
Thermal efficiency:
90%
Size:
458*908*502MM

07



SR-A13

Norminal thermal output:
13 KW
Thermal efficiency:
90%
Size:
665*772*623MM

08



SR-A12

Norminal thermal output:
12 KW
Thermal efficiency:
90%
Size:
542*1020*555MM

09



SR-A6

Norminal thermal output:
6 KW
Thermal efficiency:
90%
Size:
463*718*507MM

Wood pellet stove



Wood pellet stove

water circulation pellet stove/wood pellet stove

HAINING SANRING NEW ENERGY EQUIPMENT CO.,LTD.

10



SR-C9

Norminal thermal output:
9KW
Thermal efficiency:
90%
Size:
463*511*918MM

11



SR-E9

Norminal thermal output:
9KW
Thermal efficiency:
90%
Size:
522*1020*541MM

16



SR-C13

Norminal thermal output:
13 KW
Thermal efficiency:
90%
Size:
648*747*618MM

17



SR-S8

Norminal thermal output:
8 KW
Thermal efficiency:
90%
Size:
558*712*528MM

12



SR-E8

Norminal thermal output:
8KW
Thermal efficiency:
90%
Size:
745*816*336MM

13



SR-C8

Norminal thermal output:
8 KW
Thermal efficiency:
90%
Size:
724*800*326MM

18



SR-CS12

Norminal thermal output:
12 KW
Thermal efficiency:
90%
Size:
450*975*782MM

19



SR-DS10

Norminal thermal output:
10 KW
Thermal efficiency:
90%
Size:
450*975*782MM

14



SR-A8

Norminal thermal output:
8 KW
Thermal efficiency:
90%
Size:
471*974*493MM

15



SR-C6

Norminal thermal output:
6 KW
Thermal efficiency:
90%
Size:
471*920*492MM



10/18KW

340M²

95.1%



SR-W18



HAINING SANRING NEW ENERGY EQUIPMENT CO.,LTD

OPTIONAL COLORS

www.ccopelletstove.com



Model

SR- W18

Rating Voltage and Frequency(v/hz)	230/50
Max water pressure(bar)	1.5
Electronic Consumption Max(w/h)	400
Performance	95.1%
Heat area(m2)	340
Smoke outlet /inlet pipe (ø mm)	80/50
Pellet tank capacity (kg)	30
Rating Power Min/Max (KW)	10/18
Rating Power Water Min/Max (KW)	6/12.5
Automatic burning time min/max (h)	11/18
Consumption for pellet min/max (KG/H)	1.6/2.7
ΦAir outlet pipe(mm)	80
Temperature of the smoke output Max/Min(°)	95/80
Working power input (W)	70
Flue draught pressure(pa)	0.1-15
Water tank Capacity:	52L
Size(MM):	545*1017*682



Sanring

Provide a better life style.



14/24KW

435M²

95%



HAINING SANRING NEW ENERGY EQUIPMENT CO.,LTD

OPTIONAL COLORS

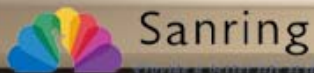
www.ccopelletstove.com



SR-W24



Model	SR-W24
Rating Voltage and Frequency(v/hz)	230/50
Max water pressure(bar)	1.5
Electronic Consumption Max(w/h)	400
Performance	95%
Heat area(m2)	435
Smoke outlet /inlet pipe (ø mm)	80/50
Pellet tank capacity (kg)	40
Rating Power Min/Max (KW)	14/24
Rating Power Water Min/Max (KW)	10/19
Automatic burning time min/max (h)	8/14
Consumption for pellet min/max (KG/H)	2.8/5
ΦAir outlet pipe(mm)	80
Temperature of the smoke output Max/Min(°C)	95/80
Working power input (W)	70
Flue draught pressure(pa)	0.1-15
Water tank Capacity:	52L
Size(MM):	645*1309.5*719.2



15/35KW

600M²

95%



HAINING SANRING NEW ENERGY EQUIPMENT CO.,LTD

OPTIONAL COLORS

www.ccopelletstove.com



SR-W35



Model

SR-W35

Rating Voltage and Frequency(v/hz)	230/50
Max water pressure(bar)	1.5
Electronic Consumption Max(w/h)	400
Performance	95%
Heat area(m2)	600
Smoke outlet /inlet pipe (ø mm)	80/50
Pellet tank capacity (kg)	40
Rating Power Min/Max (KW)	15/35
Rating Power Water Min/Max (KW)	10/19
Automatic burning time min/max (h)	5/10
Consumption for pellet min/max (KG/H)	4/8
ΦAir outlet pipe(mm)	80
Temperature of the smoke output Max/Min(°)	95/80
Working power input (W)	70
Flue draught pressure(pa)	0.1-15
Water tank Capacity:	52L
Size(MM):	645*1378*748



11KW

110M²

90%



SR-A11 



HAINING SANRING NEW ENERGY EQUIPMENT CO.,LTD

OPTIONAL COLORS

www.ecopelletstove.com



Model	SR- A11
Dimension(W*H*D)	561*1025*528MM
Weight	105 KG
Air inlet Pipe	50MM
Air outlet Pipe	80MM
Heat Area	110M ²
Automatic Burning Time(Min-Max)	16/40H
Consumption for Pellet(Min-Max)	0.8/2.0 KG/H
Efficiency	90%
Hopper Capacity	32 KG
Electronic consumption	100-400 W/H
Rating Valtage ang Frequecy	230/50 V/HZ
Rating Power	11 KW



Sanring

Provide a better life style.



9KW

90M²

90%



SR- S9



HAINING SANRING NEW ENERGY EQUIPMENT CO.,LTD

OPTIONAL COLORS

www.ccopelletstove.com



Model

SR- S9

Dimension(W*H*D)	522*1020*544MM
Weight	95KG
Air inlet Pipe	50MM
Air outlet Pipe	80MM
Heat Area	90M ²
Automatic Burning Time(Min-Max)	17/37H
Consumption for Pellet(Min-Max)	0.8/1.8 KG/H
Efficiency	90%
Hopper Capacity	28 KG
Electronic consumption	100-400 W/H
Rating Voltage and Frequency	230/50 V/Hz
Rating Power	9 KW

Sanring



9KW 90M² 90%



SR-A9



HAINING SANRING NEW ENERGY EQUIPMENT CO.,LTD

OPTIONAL COLORS

www.ccopelletstove.com



Model	SR-A9
Dimension(W*H*D)	458*908*502MM
Weight	80KG
Air inlet Pipe	50MM
Air outlet Pipe	80MM
Heat Area	90M ²
Automatic Burning Time(Min-Max)	17/37H
Consumption for Pellet(Min-Max)	0.8/1.8 KG/H
Efficiency	90%
Hopper Capacity	20 KG
Electronic consumption	100-400 W/H
Rating Valtage ang Frequecy	230/50 V/HZ
Rating Power	9 KW



13KW

120M²

90%



SR- A13



HAINING SANRING NEW ENERGY EQUIPMENT CO.,LTD

OPTIONAL COLORS

www.ecopelletstove.com



Model	SR- A13
Dimension(W*H*D)	665*772*623MM
Weight	120KG
Air inlet Pipe	50MM
Air outlet Pipe	80MM
Heat Area	120M ²
Automatic Burning Time(Min-Max)	13/37H
Consumption for Pellet(Min-Max)	0.8/2.3 KG/H
Efficiency	90%
Hopper Capacity	30 KG
Electronic consumption	100-400 W/H
Rating Valtage ang Frequecy	230/50 V/HZ
Rating Power	13 KW



Sanring

Provide a better life style.



12KW

90M²

90%



HAINING SANRING NEW ENERGY EQUIPMENT CO.,LTD

OPTIONAL COLORS

www.ecopelletstove.com

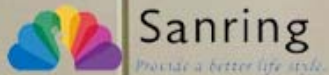


SR-A12



Model	SR-A12
Dimension(W*H*D)	542*1020*555MM
Weight	95KG
Air inlet Pipe	50MM
Air outlet Pipe	80MM
Heat Area	90M ²
Automatic Burning Time(Min-Max)	17/37H
Consumption for Pellet(Min-Max)	0.8/1.8 KG/H
Efficiency	90%
Hopper Capacity	28 KG
Electronic consumption	100-400 W/H
Rating Valtage ang Frequecy	230/50 V/HZ
Rating Power	12 KW

15 / 16



6KW

60M²

90%



SR-A6



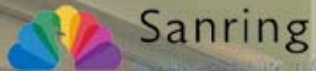
HAINING SANRING NEW ENERGY EQUIPMENT CO.,LTD

OPTIONAL COLORS

www.ecopelletstove.com



Model	SR-A6
Dimension(W*H*D)	463*718*507MM
Weight	70KG
Air inlet Pipe	50MM
Air outlet Pipe	80MM
Heat Area	60M ²
Automatic Burning Time(Min-Max)	7/10H
Consumption for Pellet(Min-Max)	0.8/1.2 KG/H
Efficiency	90%
Hopper Capacity	8 KG
Electronic consumption	100-400 W/H
Rating Valtage ang Frequecy	230/50 V/HZ
Rating Power	6 KW



9KW

90M²

90%



SR-C9



HAINING SANRING NEW ENERGY EQUIPMENT CO.,LTD

OPTIONAL COLORS

www.ecopelletstove.com



Model	SR-C9
Dimension(W*H*D)	463*511*918MM
Weight	80KG
Air inlet Pipe	50MM
Air outlet Pipe	80MM
Heat Area	90M ²
Automatic Burning Time(Min-Max)	17/37H
Consumption for Pellet(Min-Max)	0.8/1.8 KG/H
Efficiency	90%
Hopper Capacity	20 KG
Electronic consumption	100-400 W/H
Rating Valtage ang Frequcy	230/50 V/HZ
Rating Power	9 KW

Sanring
Provide a better life style



9KW 90M² 90%



SR- E9



HAINING SANRING NEW ENERGY EQUIPMENT CO.,LTD

OPTIONAL COLORS

www.ecopelletstove.com



Model	SR- E9
Dimension(W*H*D)	522*1020*541MM
Weight	95KG
Air inlet Pipe	50MM
Air outlet Pipe	80MM
Heat Area	90M ²
Automatic Burning Time(Min-Max)	17/37H
Consumption for Pellet(Min-Max)	0.8/1.8 KG/H
Efficiency	90%
Hopper Capacity	28 KG
Electronic consumption	100-400 W/H
Rating Valtage ang Frequecy	230/50 V/HZ
Rating Power	9 KW



8KW 80M² 90%



SR-E8 



HAINING SANRING NEW ENERGY EQUIPMENT CO.,LTD

OPTIONAL COLORS

www.ecopelletstove.com



Model	SR-E8
Dimension(W*H*D)	745*816*336MM
Weight	105KG
Air inlet Pipe	50MM
Air outlet Pipe	80MM
Heat Area	80M ²
Automatic Burning Time(Min-Max)	15/30H
Consumption for Pellet(Min-Max)	0.8/1.6 KG/H
Efficiency	90%
Hopper Capacity	18 KG
Electronic consumption	100-400 W/H
Rating Voltage and Frequency	230/50 V/HZ
Rating Power	8 KW



Sanring

Provide a better life style.



8KW

80M²

90%



SR-C8 



HAINING SANRING NEW ENERGY EQUIPMENT CO.,LTD

OPTIONAL COLORS

www.ecopelletstove.com




Model	SR-C8
Dimension(W*H*D)	724*800*326MM
Weight	105KG
Air inlet Pipe	50MM
Air outlet Pipe	80MM
Heat Area	80M ²
Automatic Burning Time(Min-Max)	15/30H
Consumption for Pellet(Min-Max)	0.8/1.6 KG/H
Efficiency	90%
Hopper Capacity	18 KG
Electronic consumption	100-400 W/H
Rating Valtage ang Frequecy	230/50 V/HZ
Rating Power	8 KW

25 / 26



8KW 80M² 90%



SR-A8 




HAINING SANRING NEW ENERGY EQUIPMENT CO.,LTD

OPTIONAL COLORS

www.ccopelletstove.com



Model	SR-A8
Dimension(W*H*D)	471*974*493MM
Weight	90KG
Air inlet Pipe	50MM
Air outlet Pipe	80MM
Heat Area	80M ²
Automatic Burning Time(Min-Max)	15/30H
Consumption for Pellet(Min-Max)	0.8/1.6 KG/H
Efficiency	90%
Hopper Capacity	25 KG
Electronic consumption	100-400 W/H
Rating Valtage ang Frequecy	230/50 V/HZ
Rating Power	8 KW

 Sanring



6KW

60M²

90%



HAINING SANRING NEW ENERGY EQUIPMENT CO.,LTD

OPTIONAL COLORS

www.ecopelletstove.com




Model	SR-C6
Dimension(W*H*D)	471*920*492MM
Weight	80KG
Air inlet Pipe	50MM
Air outlet Pipe	80MM
Heat Area	60M ²
Automatic Burning Time(Min-Max)	16/33H
Consumption for Pellet(Min-Max)	0.6/1.2 KG/H
Efficiency	90%
Hopper Capacity	20 KG
Electronic consumption	100-400 W/H
Rating Valtage ang Frequecy	230/50 V/HZ
Rating Power	6 KW



13KW 120M² 90%



SR-C13 



HAINING SANRING NEW ENERGY EQUIPMENT CO.,LTD

OPTIONAL COLORS

www.ecopelletstove.com




Model	SR-C13
Dimension(W*H*D)	648*747*618MM
Weight	80KG
Air inlet Pipe	50MM
Air outlet Pipe	80MM
Heat Area	120M ²
Automatic Burning Time(Min-Max)	13/37H
Consumption for Pellet(Min-Max)	0.8/2.3 KG/H
Efficiency	90%
Hopper Capacity	30 KG
Electronic consumption	100-400 W/H
Rating Valtage ang Frequecy	230/50 V/HZ
Rating Power	13KW

Sanring
Provide a better life style.



8KW 80M² 90%



SR-S8




HAINING SANRING NEW ENERGY EQUIPMENT CO.,LTD

OPTIONAL COLORS

www.ccopelletstove.com



Model	SR-S8
Dimension(W*H*D)	558*712*528MM
Weight	85KG
Air inlet Pipe	50MM
Air outlet Pipe	80MM
Heat Area	80M ²
Automatic Burning Time(Min-Max)	15/30H
Consumption for Pellet(Min-Max)	0.8/1.6 KG/H
Efficiency	90%
Hopper Capacity	15 KG
Electronic consumption	100-400 W/H
Rating Valtage ang Frequency	230/50 V/HZ
Rating Power	8 KW

 Sanring



12KW

120M²

90%



SR-CS12 



HAINING SANRING NEW ENERGY EQUIPMENT CO.,LTD

OPTIONAL COLORS

www.ecopelletstove.com



Model	SR-CS12
Dimension(W*H*D)	510*1074*552MM
Weight	75KG
Air inlet Pipe	50MM
Air outlet Pipe	80MM
Heat Area	120M ²
Automatic Burning Time(Min-Max)	13/37H
Consumption for Pellet(Min-Max)	0.8/1.8 KG/H
Efficiency	90%
Hopper Capacity	25 KG
Electronic consumption	100-400 W/H
Rating Voltage and Frequency	230/50 V/Hz
Rating Power	12KW

35 / 36

Sanring
Provide a better life style.



10KW

100M²

90%



SR-DS10



HAINING SANRING NEW ENERGY EQUIPMENT CO.,LTD

OPTIONAL COLORS

www.ccopelletstove.com



Model	SR-DS10
Dimension(W*H*D)	450*975*482MM
Weight	70KG
Air inlet Pipe	50MM
Air outlet Pipe	80MM
Heat Area	100M ²
Automatic Burning Time(Min-Max)	13/37H
Consumption for Pellet(Min-Max)	0.8/1.8 KG/H
Efficiency	90%
Hopper Capacity	20 KG
Electronic consumption	100-400 W/H
Rating Voltage ang Frequency	230/50 V/HZ
Rating Power	10KW



Sanring
Provide a better life style.

COMPANY PROFILE



Sanring
Provide a better life style.



*No place is more delightful than one's
own fireside — Plato*