



NINGBO EVERWINNER AUTO PARTS CO., LTD.

Add: Wuxiang Industrial Area Yinzhou District Ningbo China

Tel: 0086-574-88061866 81891533 81891534

Fax: 0086-574-88025111

E-mail: info@cneverwinner.com

Website: www.cneverwinner.com



NINGBO EVERWINNER
AUTO PARTS
CO., LTD.






ABOUT EVERWINNER

Since 1996, Ningbo Everwinner Auto Parts Co., Ltd. is a manufacturer and global exporter for quality performance auto parts production which mainly including tire and wheel rim accessories, tire repair tools and equipments etc.

Now Everwinner continues to stay successful by manufacturing and choosing unique durable products for exporting from China. Our business has been active in United States, Southeast, Africa and North America and other countries in the world. Through strong relationship with the Chinese manufacturers and our factories, Everwinner Co. now has been enjoyed in volume exports scale, Our company's production and service will lead customers to greater loyalty and satisfaction.



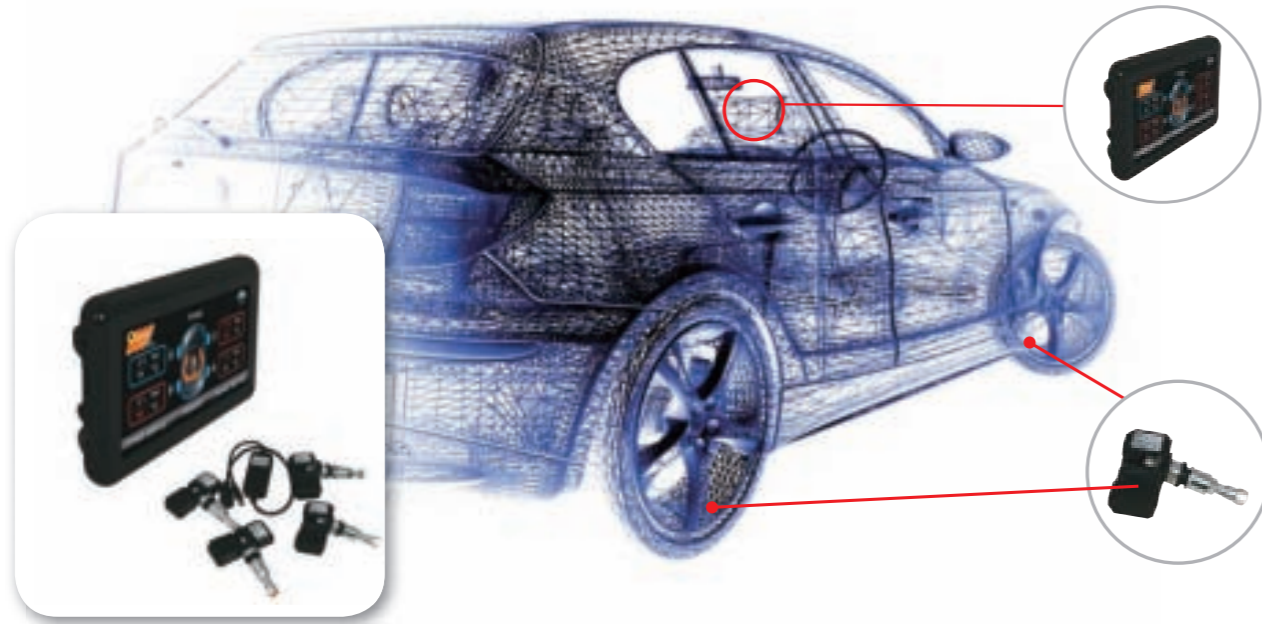


CONTENTS

- 01 TIRE VALVES & ACCESSORIES**
- 02 Tire Valves
- 12 Tube Valves
- 16 Valve Cores
- 17 Valve Caps
- 19 Valve Extensions
- 21 WHEEL WEIGHTS**
- 22 Fe Wheel Weights
- 24 Zn Wheel Weights
- 25 Pb Wheel Weights
- 27 WHEEL NUTS & SPACERS**
- 28 Wheel Nuts
- 33 Wheel Bolts
- 35 Wheel Locks
- 36 Wheel Adapters And Spacers
- 42 Hub Centric Rings
- 43 TIRE REPAIR MATERIALS**
- 44 Tire Patches
- 45 Tire Mounting Paste & Cements
- 47 Tire Seals

- 48 AIR TOOLS**
- 49 Air Chucks
- 51 Quick Couplers
- 53 Air Hoses
- 55 Air Blow Guns
- 56 Grinders
- 57 Air Die Grinders
- 59 Air Impact Wrenches
- 63 Sockets
- 66 WORK SHOP TOOLS**
- 67 Valve Tools
- 70 Cross Wrench & Labor Saving Wrench
- 71 Tire Repair Tools
- 74 Bead Seater Tanks
- 75 Tread Depth Gauges
- 76 Digital Tire Gauges
- 77 Tire Pressure Gauges
- 79 Tire Charger Heads
- 80 Emergency
- 81 WORK SHOP EQUIPMENTS**
- 82 Jacks
- 84 Jack Stands
- 85 Wheel Balancers
- 86 Tire Changers
- 87 Tire Vulcanizer And Nitrogen Gas Generator

Tire Pressure Monitoring System



TPMS Valves



Snap-in Tubeless Rubber Valves

Cold, Heat and Ozone Resistant



TR NO.	ETRTO NO. (REF.NO.)	RIM HOLE	EFF. LENGTH (mm)	CORE	CAP	A	B	C
TR412	V2.03.6	11.5(.453" dia)	22	9002#	VC8	33	22	15
TR413	V2.03.1	11.5(.453" dia)	30			42.5	32	15
TR414	V2.03.2	11.5(.453" dia)	38			48.5	38	15
TR414L	V2.03.8	11.5(.453" dia)	45			56.5	46	15
TR418	V2.03.4	11.5(.453" dia)	49			61.5	51	15
TR423		11.5(.453" dia)	62			74	63.5	15
TR415	V2.03.3	16(.625" dia)	30			42.5	32	19.2
TR425		16(.625" dia)	49			61.5	51	19.2
TR438	V2.03.5	8.8(.346" dia)	32			40.5	31	11



High Pressure Snap-in Tubeless Rubber Valves

Cold, Heat and Ozone Resistant

TR NO.	RIM HOLE	A	B	C
TR600HP	.453"/11.3mm	42.8	31	12.4
TR602HP	.453"/11.3mm	61.3	50	12.4
TR801HP	.625"/15.7mm	49	33.5	17
TR802HP	.453"/11.3mm	66	50.5	17



Tubeless Valves For Motorcycles And Scooters

TR NO.	REF. LENGTH (mm)	RIM HOLES (mm/in.)	PARTS			
			GROMMET	WASHER	NUT	CAP
VAMD-161	Φ16x34.5	Φ11.5/.453"	HG2	RW12	NH2	GT
TR416A	Φ16x34.5	Φ11.5/.453"	HG2	RW12	HRG1 HG2	GT
TR430A	Φ14x33	Φ11.5/.453"	RG59	RW12	HN2	CT
JS430	Φ14x37	Φ11.5/.453"	RG59	RW12	HN2	CT



TR NO.	REF. LENGTH (mm)	RIM HOLES (mm/in.)	PARTS			
			GROMMET	WASHER	NUT	CAP
PVR70	20x32x90°	Φ11.5/.453"				VC8
PVR71L	20x45x90°	Φ11.5/.453"				VC8
PVR32	Φ16x54x90°	Φ11.5/.453"			SNM5	VC8
PVR79L	Φ15x72x90°	Φ11.5/.453"	HRG4/HG4		SNM5	VC8
PVR30	Φ15x63x90°	Φ11.5/.453"	HRG2/HG2		NH2	VC8



Tubeless Metal Clamp-in Valves



TR NO.	ETRTO NO.	RET.LENGTH	RIM HOLE
TV430AL-B/R	V1.10.1AL	Φ14.5x34.5	Φ8.3/.327"
TV25AL	V2.07.1	Φ15x25/84°	8.3mm/11.3mm
V5B/R	TR400E	Φ14x48	Φ11.5x48/.453"

Tubeless Metal Clamp-in Valves



TR NO.	ETRTO NO. (REF.NO.)	EFF.LENGTH (mm)	RIM HOLE (mm/in.)	PARTS			
				GROMMET	WASHER	NUT	CAP
TR416		Φ18.5x40	Φ16/.625"	RG39	RW13	HN4	FT
TR416B		Φ17x38	Φ11.5/.453" Φ16/.625"	RG39 RG54	RW8	HN4	AT
TR416S		Φ17x40	Φ11.5/.453"	RG54	RW8	HN4	FT
TR416L		Φ16.7/59	Φ11.5/.453"	RG59	RW8	HN4	FT
TR416SS		Φ14x38	Φ11.5/.453"	V801	RW8	RW8	FT
TR416SSS		Φ14x39	Φ8.3/.327"	RG11	RW6	RW8	FT
TR5991B	WH402	Φ19x34	Φ11.5/.453" Φ16/.625"	RG39 RG54	RW8	HN4	AT



TR NO.	ETRTO NO. (REF.NO.)	EFF.LENGTH (mm)	RIM HOLE (mm/in.)	PARTS			
				GROMMET	WASHER	NUT	CAP
V-3	TR33E.WH23A	Φ14x33	Φ11.5/.453"	HRG2x2	RW5	HN2x2	ET/BT
V-4	TR43E.WH206	Φ14x43					
V-5	TR48E	Φ14x48					
V-6	TR53E.WH204	Φ14x53					
V-7	TR63E	Φ14x63					
V-8	TR26A	Φ16x34					
VS-8	TR26G, PVR43A	Φ16x38					
V-9	JS43E	Φ16x43					
TR435		Φ19x34					



TR NO.	ETRTO NO. (REF.NO.)	EFF.LENGTH (mm)	RIM HOLE (mm/in.)	PARTS			
				GROMMET	WASHER	NUT	CAP
VS+8-45°	WH303 PVR75A	Φ16x53-45°	Φ11.5/.453"	HRG1,HG2	RW12	HN2x2	ET/BT
VS-8-90°		Φ16x63-90°	Φ11.5/.453"	HRG1,HG2	RW12	HN2x2	ET/BT
TR6008C	TRJF944	Φ17.5x34	Φ16/.625"	RG39	RW8	HN4x2	DT
PVR152		Φ16x65-90°	Φ11.5/.453"	RG54	RW8	HN4	ET/BT
PVR153		Φ17x70-90°	Φ11.5/.453"	RG54	RW8	HN4	ET/BT
VS-6		Φ11x40	Φ6/.236"				
TR417			Φ11.5/.453"	RG54		HN4	VC-8

TIRE VALVES

www.cneverwinner.com

Tubeless Metal Clamp-in Valves For Truck And Bus



FOR $\Phi 16(.625"$ dia.) RIM HOLES

TR NO.	ETRTO NO.	EFF.LENGTH (mm)	PARTS				
			CORE	GROMMET	WASHER	NUT	CAP
TR500	V3.21.3	$\Phi 19 \times 55$	9002#	RG15	RW8	HN13	
TR501	V3.21.2	$\Phi 19 \times 42$					
TR502	64MSI5.7	$\Phi 19 \times 64$					
TR570	V3.21.4	$\Phi 19 \times 84$					VC2
TR571	V3.21.5	$\Phi 19 \times 90$					OR
TR572	V3.21.6	$\Phi 19 \times 100$					
TR573	V3.21.7	$\Phi 19 \times 115$					
TR574	V3.21.8	$\Phi 19 \times 131$					
TR575	V3.21.1	$\Phi 19 \times 33$					
TR570C	V3.21.9	$\Phi 19 \times 84/90^\circ$ or 27°					
TR571C	V3.21.10	$\Phi 19 \times 90/90^\circ$ or 27°					VC2
TR572C	V3.21.11	$\Phi 19 \times 100/90^\circ$ or 27°					
TR573C	V3.21.12	$\Phi 19 \times 115/90^\circ$ or 27°					VC3
TR574C		$\Phi 19 \times 131/90^\circ$ or 27°					
TR500-23	VS-1223R	$\Phi 19 \times 55/23^\circ$					CV3
TR570P		$\Phi 12 \times 18$					
			RG7	RG11	HN1		

European Style O-Ring Seal Clamp-in Brass Valves



TR NO.	ETRTO NO.	PARTS			
		CORE	GROMMET	NUT	CAP
V3.20.1	$\Phi 16 \times 41$	9002#	V9.11.5 (RG60)	V9.07.2	VC2 or VC3
V3.20.2	$\Phi 16 \times 95/17.50$				
V3.20.3	$\Phi 16 \times 82$				
V3.20.4	$\Phi 16 \times 90/27^\circ$				
V3.20.5	$\Phi 16 \times 70/27^\circ$				
V3.20.6	$\Phi 16 \times 115/27^\circ$				
V3.20.7	$\Phi 16 \times 80/27^\circ$				
V3.20.8	$\Phi 16 \times 119/12^\circ$				
V3.20.9	$\Phi 16 \times 102/12^\circ$				
V3.20.10	$\Phi 16 \times 80/28^\circ$				
V3.20.11	$\Phi 16 \times 100/27^\circ/42^\circ$				
V3.20.12	$\Phi 16 \times 100/27^\circ$				
58MS	$\Phi 16 \times 58/45^\circ$				

TIRE VALVES



Tubeless Nickel Plated O-Ring Seal Clamp-in Valves



RIM HOLE .382" - .394" (9.7-10MM)

TR NO.	PARTS				A	B	α°
	CORE	GROMMET	NUT	CAP			
TR542	9002#	RG60	HN21	VC2 or VC3	32		
TR543					59		
TR544					73		
TR545					98		
TR546					108		
TR543C					24	35	45
TR543D					25	35	60
TR543E					25	35	75
TR544D					25	49	60
TR544E					25	49	75
TR545B					25	55.8	26
TR545-36					25	66	36
TR545D					25	66	60
TR545E					25	66	75
TR546B					25	85	26
TR546.36	25	85	36				
TR546D	25	85	60				
TR546E	25	85	75				
TR547D	25	96	60				



FOR $\Phi 16(.625"$ dia.) RIM HOLES

TR NO.	ETRTO NO.	EFF.LENGTH (mm)	PARTS			
			CORE	GROMMET	NUT	CAP
TR509	8713	$\Phi 23 \times 138.5/90^\circ$	9002#	RG46	HN17	VC2 or VC3
TR510	8717	$\Phi 23 \times 157.5/90^\circ$				
TR511	8711	$\Phi 23 \times 126/90^\circ$				

TIRE VALVES

www.cneverwinner.com

Flushmount Valves



V007 Set
(4pcs stems+2pcs caps+1pc adaptor)



V007S Set
(4pcs stems+2pcs caps+1pc adaptor)

Flushmount Valves
This valve is designed for Flush Mount $\Phi 16(1.625")$
or $\Phi 11.5(.453")$ Rim Holes



V007-Cap



V007-Stem



V007-Adaptor



V007S-Cap



V007S-Stem



V007S-Adaptor

Air-Liquid Valves For Agricultural Tractors



TRCH1



TRCH3



TR618



TR618A

TR NO. (EW NO.)	ETRTO NO.	EFF.LENGTH (mm)	CORE HOUSING		PARTS			
			CORE	O.RING	CORE	GROMMET	NUT	CAP
TR CH3	V4.02.1	$\Phi 11 \times 36$	9002#	HRG33(V9.11.6)				VC2 or VC3
TR CH1		$\Phi 11 \times 36$						
TR 618A	V5.01.1	$\Phi 22.5 \times 30/510$	TR CH3		RW11	RG7	HN1	
TR 618		$\Phi 22.5 \times 56$						



TR622A



TR621A



TR623A

TR NO. (EW NO.)	ETRTO NO.	EFF. ENTH (mm)	CORE HOUSING		PARTS				A	B	α°
			CORE	O.RING	CORE	GROMMET	NUT	CAP			
TR 621A	V5.02.1	$\Phi 22.5 \times 93/113/65$	9002#	HRG33(V9.11.6)	RG7	RW11	HN1	VC2 or VC3	39	54.5	115
TR 622A	V5.02.2	$\Phi 22.5 \times 137/158/90$									
TR 623A	V5.02.3	$\Phi 22.5 \times 74/95/65$	TR CH3						39	36.5	115

TIRE VALVES



European Style Clamp-in Valves



V3.12 Series



V3.13 Series



V3.14 Series



V3.15 Series



V3.16 Series



V3.17 Series



V3.18 Series



V3.19 Series

FOR $\Phi 15.7(0.625")$ RIM HOLES

ETRTO NO.	PARTS				A	B	C	D	E	W°	H
	CORE	GROMMET	NUT	CAP							
V3.12.1	9002#		V9.13.1	FT	40	26					
V3.12.2					95	26					
V3.13.1					42.5			45.6		153	
V3.13.2					29			30		126	
V3.14.1					21.5	26	24.5			21 or 5	
V3.14.2					21.5	45	24.5			21.5 or 24.5	
V3.14.3					21.5	37	24.5			21.5	
V3.15.1					22.5	14				110	
V3.15.2					15.5	11				95	
V3.16.1					36	29				150	
V3.17.1					99	31.5				170	
V3.17.2					116	31.5				170	
V3.18.1		64		24.5	14.5	146					
V3.18.2		81		24.5	14.5	146					
V3.18.4		51		37.5	19.5	138					
V3.18.5		68		37.5	19.5	138					
V3.19.1		92		14.5	154	147					
V3.19.2		76		15	152	145					
V3.19.4		91		10	162	155					

Large Bore Tubeless Valves

EW NO.	NUTS	CORE	WASHER	CAP
SP4	HN2	9002#	RW21	VC8 or DT
SP6	HN1	9002#		
SP7	HN11	TRCH3		



SP4 SP6 SP7

Large Bore Swivel Type Valves



TRSP2 TRJ670-03 (TRJ670-02+TRSP2) TRJ650-03

TR NO.	STEM NO.	ETRTO NO.	A	B	α°
TRJ650-03	TRJ650-02	V5.04.1	27	79	80
TRJ651-03	TRJ651-02	V5.04.2	32	119	90
TRJ652-03	TRJ652-02		27	140	86
TRJ653-03	TRJ653-02		27	64	80
TRJ654-03	TRJ654-02		27	79	60
TRJ655-03	TRJ655-02		24	79	74
TRJ656-03	TRJ656-02		67	94	90
TRJ657-03	TRJ657-02		27	102	80
TRJ658-03	TRJ658-02		27	140	80
TRJ659-03	TRJ659-02		48	89	90
TRJ660-03	TRJ660-02		48	222	90
TRJ669-03	TRJ669-02		27	64	90



TRJ4000

TR NO.	HORIZ. LENGTH	O-RING	NUTS	CORE	CAP
TRJ4000-2.50	2 1/2"	TRRG66	TRHN1	7002#	TRVC7 OR TRVC6
TRJ4000-4	4"				
TRJ4000-4.50	4 1/2"				
TRJ4000-6	6"				
TRJ4000-7.50	7 1/2"				
TRJ4000-8	8"				
TRJ4000-8.50	8 1/2"				
TRJ4000-9	9"				
TRJ4000-1.0	10"				
TRJ4000-20	20"				
TRJ4000-24	24"				
TRJ4000-25.50	25 1/2"				
TRJ4000-28	28"				
TRJ4000-29.50	29 1/2"				

Screw-On Universal Valves


EW NO.	A	B	C	D	α°	β°	γ°
V3.02.2	22.5	43			120		
V3.02.3	33	44.5			95		
V3.02.5	20.5	47.5			90		
V3.02.7	22.5	71.5			100		
V3.02.8	20.5	89.5			94		
V3.02.9	20.5	99.5			94		
V3.02.10	20.5	115			94		
V3.02.11	20	126			98		
V3.02.12	20.5	132			94		
V3.02.13	20.5	133.5			90		
V3.02.14	20.5	138.5			94		
V3.02.15	20.5	145.5			94		
V3.02.16	20.5	149.5			90		
V3.02.17	20.5	156.5			90		
V3.02.18	20.5	74.5			90		
V3.02.19	20.5	60			94		
V3.02.23	29.5	66.5			90		
V3.02.24	20.5	117			90		
V3.02.27	20	75			94		
V3.04.1	20.5	32	37		90	138	
V3.04.2	20.5	38	41.5		90	153	
V3.04.3	20	59	38.5		94	163	
V3.04.4	20	74	40		94	144	
V3.04.5	20	75	47.5		90	153	
V3.04.6	20	86	47.5		90	153	
V3.04.10	20.5	47	53		90	154	
V3.04.11	20.5	47	63.5		90	154	
V3.04.17	20	65	45		90	160	
V3.04.24	20	58	47		94	164	
V3.04.26	20	99	47		99	189	
V3.06.1	20.5	30.5	19.5	35.5	90	139	139
V3.06.2	20.5	44.5	12	37.5	90	125	125
V3.06.3	20.5	46	20.5	47.5	90	140	140
V3.06.4	32.5	45.4	20.5	47.5	90	140	140
V3.06.5	20.5	62.5	19.5	49	90	139	139
V3.06.6	20	79.5	19.5	37.5	90	139	139
V3.06.7	20.5	45.5	18.5	42.5	90	137	137
V3.06.8	24.5	61.5	14.5	50.5	94	153	153
V3.06.9	20.5	67.5	19.5	54.5	90	139	139
V3.06.12	23.5	71.5	19.5	25.5	90	150	150
V3.06.14	20	50	13	40	94	153	153
V3.06.15	20	60	13	40	94	153	153
V3.06.16	20	62	13	50	94	153	153
V3.06.17	20	75	13	50	94	153	153



V3.02 Series



V3.04 Series



V3.06 Series

TR NO.	REF. LENGTH (mm)	PARTS	
		CORE	CAP
TR1075A	$\Phi 22.5 \times 24 / 76 / 86^\circ$	9002#	VC2
TR1076A	$\Phi 22.5 \times 24 / 86 / 86^\circ$		
TR1077A	$\Phi 22.5 \times 24 / 105 / 86^\circ$		
TR1078A	$\Phi 22.5 \times 24 / 127 / 86^\circ$		
TR1175A	$\Phi 22.5 \times 24 / 115 / 86^\circ$		
TR1177A	$\Phi 22.5 \times 24 / 95 / 86^\circ$		
TR1178A	$\Phi 22.5 \times 24 / 135 / 86^\circ$		
TR1179A	$\Phi 22.5 \times 24 / 141 / 86^\circ$		
TR1227A	$\Phi 22.5 \times 24 / 50 / 86^\circ$		
TR1274A	$\Phi 22.5 \times 24 / 60 / 86^\circ$		



TR1175A

TUBE VALVES

www.cneverwinner.com

Agricultural & Off The Road Valves

TR NO.	ETRTO NO	A	CORE HOUSING	LOCK NUT	CAP
TR218A	V4.01.1	27	TRCH3	LN10 or LN10EQ	VC618
TR220A	V4.01.2	35.5			



TRSP1000



TRSP4000

TR NO.	A	B
TRSP1000	Φ70	5.6
	Φ82	
	Φ95	
JSP1	Φ70	8.2
	Φ82	
	Φ96	

TR NO.	A	ETRTO NO
TRSP4000-114	114	TRSP4000
TRSP4000-110	110	V5.141
TRSP4000-80	80	V5.1402



VS-703R



VS-704R



TRAD4


TR NO.	A	B
V3-08-2	70	7
V3-08-3	80	8
V3-08-4	57	5
V9.05.1	95	7.2



V3.08.2

V9.05.1

TRJ NO.	V	A	W
TRJ1175B	36	108	82°
TRJ1075C	39	105	88°
TRJ1076B	32	83	86°
TRJ1076C	42	73	90°
TRJ1076D	56	59	90°
TRJ1076E	39	76	68°
TRJ1078B	39	118	82°
TRJ1078C	39	124	90°
TRJ1079B	39	133	88°



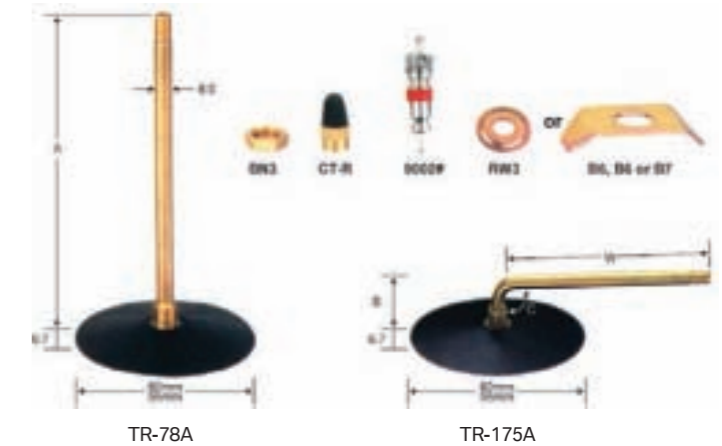
TRJ-1175 Series



TUBE VALVES

Rubber Based Tube Valves For Truck And Bus

TR NO.	A	B	C	W
JS-75	89.5	24	70	82°
TR-75A	95	24	76	86°
TR-76A	105	24	86	86°
TR-77A	125	24	105	86°
TR-78A	146	24	127	86°
TR-175A	134	24	115	86°
TR-177A	114	24	95	86°
TR-179A	160	24	114	86°



TR-78A

TR-175A

Bicycle & Motorcycle Tube Valves



VAR




TR-4A(V1.06.1)

EW NO.	D	L
VAR-25	25	35
VAR-28	28	35
VAR-32	32	35
C4E-46x28	46x28	30

EW NO.	D	L
TR4A-25	25	33,40
TR4A-28	28	33,40
TR4A-32	32	33,40



TR1



CE4


EW NO.	D	L
TR1-35L	28,32	35
TR1-40L	28,32	40

EW NO.	D	L
C4E-25	25	30
C4E-28	28	30
C4E-32	32	30
C4E-46x25	46x25	30
C4E-46x28	46x28	30

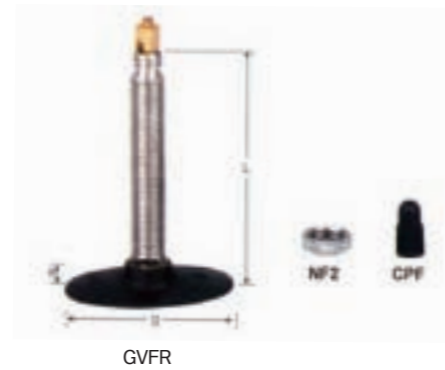
TUBE VALVES

www.cneverwinner.com

Bicycle & Motorcycle Tube Valves



EW NO.	D	L
VFR-25	25	26.5,32,33,36,40,48,60
VFR-28	28	26.5,32,33,36,40,48,60
VFR-32	32	26.5,32,33,36,40,48,60




EW NO.	D	L
GVFR-25	25	26.5,32,33,36,40,48,60
GVFR-28	28	26.5,32,33,36,40,48,60
GVFR-32	32	26.5,32,33,36,40,48,60


TUBE VALVES



Passenger Car & Light Truck Tube Valves



EW NO.	L	D	d
TR13	38	56	11.5
TR15	38	56	16.5



EW NO.	L1	L2	D	α
TR224A	30.5	33	56	90
JS2	30.5	33	56	70


TIRE VALVES & ACCESSORIES



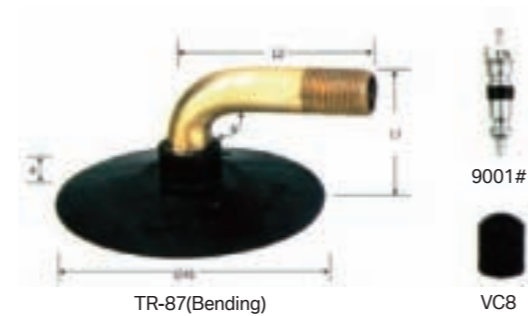
EW NO.	D	L
TR4	45	34.5
TR4S	38	34.5



EW NO.	D	L
TR6N	45	34.5



EW NO.	L	L2
TR87(S)	48	
JS87(S)	45	
JS87C(S)	52.5	
JS87N(S)	47	
JS87CL(S)	56	



EW NO.	L1	L2
TR87	19	33
JS87	19	30
JS87P	19	27.5
JS87C	23.5	33
JS87N	21	30
JS87CL	30	30

Rubber Grommets

SEWNO.	OD (mm)	ID (mm)	M (mm)
HG1/R	7.8	3.5	1.8
HG2	16	7	3.5
HG4	15	7	3
HG7	12	7.2	2.5
V9.05.1	24	8	3



SEWNO.	OD (mm)	ID (mm)	M (mm)
RG7	22	12	9
RG16	25.4	17	5
RG22	25.4	17	6.5
RG46	22.5	10	8
RG59	14	7	4



SEWNO.	OD (mm)	ID (mm)	M (mm)
RG15/R	19	10	13
RG39	18	10	8
RG54	17	10	6.5/7.5
HRG1	16	7	6.5
HRG2	14	7	6
HRG4	15	8	5.5
RG522	19	10	10.5



SEWNO.	OD (mm)	ID (mm)	M (mm)
RG67	V9.11.6	4.5	1.8
RG66	V9.11.3	6	1.8
RG60	V9.11.5	9	1.9
V9.11.2	V9.11.2	20.7	2.6
V9.11.4	V9.11.4	15.6	2.6
V9.11.7	V9.11.7	11	2
V9.11.8	V9.11.8	8	1.9



Valve Cores

#9000 Series



Short valve core with inside spring, applied to tire valves with No.1 core chamber (5V1).

Range (Mpa)	Range(C)°	Torque (N.m)
0-1.5	-40~+150	0.17~0.34

#8000 Series



Long valve core with outside spring, applied to tire valves with No.1 core chamber (5V1).

Working Pressure Range (Mpa)	Working Temperature Range(C)°	Suggested Installing Torque (N.m)
0-1.5	-40~+150	0.17~0.34

#7000 Series



Large bore short valve core, applied to tire valves with No.2 core chamber (8V1).

Working Pressure Range (Mpa)	Working Temperature Range(C)°	Suggested Installing Torque (N.m)
0-1.5	-40~+150	0.34~0.56


#6000 Series



Large bore short valve core, applied to tire valves with No.2 core chamber (8V1).

Working Pressure Range (Mpa)	Working Temperature Range(C)°	Suggested Installing Torque (N.m)
0-1.5	-40~+150	0.34~0.56

Valve Caps




Valve Caps



Valve Extensions


Stainless Steel Braided Flexible Rubber Valve Extensions

EW NO.	DESCRIPTION	LENGTH(mm)	Φ(mm)
EW64RM	Extension	65	12/10
EW125RM		125	12/10
EW180RM		180	12/10
EW250		250	12/10
EWMU	EXTENSION WITH U-SHAPE CLIP	210	12/10
EWFBE		250	12/10



Flexible Rubber Valve Extensions

EW NO.	DESCRIPTION	LENGTH(mm)	Φ(mm)
EW75R	Extension	75	12/10
EW100R		100	12/10
EW125R		125	12/10
EW150R		150	12/10
EW180R		180	12/10
EW210R		210	12/10
EW250R		250	12/10
EW270R		270	12/10
EW300R		300	12/10
EW210R-FVE1		210	12/10
EW562 9503	Extension	230	12
EW562 9510		320	12
EW562 9527		360	12
EW562 9541		555	12



Bent Metal Valves



EW36-45 EW36-90 EW36-135

Holder For Flexible Rubber Valve Extensions



EWFVE1 EWFVE2 EWFVE3

Valve Extensions

EW NO.	EFF.LENGTH (L1)	TOTAL LENGTH(L)
EW13M	13	21
EW19M	19	28
EW32M	32	41


EW NO.	EFF.LENGTH (L1)	TOTAL LENGTH(L)
EW13P	13	21
EW19P	19	28
EW32P	32	41
EW38P	38	46



Straight Metal Type

EW NO.	REF. NO. (RC NO.)	GENERAL LENGTH (mm/in.) (L)	EFF.LENGTH (mm/in.) (L1)
EW30MT	V2412	40	30
EW50MT	V2414	60	50
EW66MT	V2416	76	66
EW76MT	V2418	86	76
EW90MT	V2420	100	90
EW100MT	V2422	110	100
EW115MT	V2424	125	115
EW130MT	V2426	140	130
EW140MT	V2428	150	140
EW152MT	V2430	162	152

EW NO.	REF. NO. (RC NO.)	GENERAL LENGTH (mm/in.) (L)	EFF.LENGTH (mm/in.) (L1)
EW30ML	V2512	56	30
EW50ML	V2514	76	50
EW66ML	V2516	92	66
EW76ML	V2518	102	76
EW90ML	V2520	116	90
EW100ML	V2522	126	100
EW115ML	V2524	141	115
EW130ML	V2526	156	130
EW140ML	V2528	166	140
EW152ML	V2530	178	152



Straight Plastic Type

EW NO.	REF. NO. (RC NO.)	GENERAL LENGTH (mm/in.) (L)	EFF.LENGTH (mm/in.) (L1)
EW33PT/PT-B	AG2190.051	51	33
EW53PT/PT-B	AG2190.071	71	53
EW77PT/PT-B	AG21 90.095	95	77
EW97PT/PT-B	AG2190.115	115	97
EW107PT/PT-B	AG2190.125	125	107
EW132PT/PT-B	AG2190.150	150	132
EW152PT/PT-B	AG2190.170	170	152
EW162PT/PT-B	AG2190.180	180	162
EW169PT/PT-B		187	169



WHEEL WEIGHTS

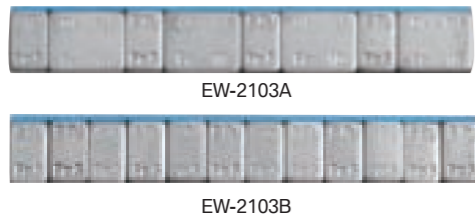
Fe Adhesive Wheel Weights



EW NO.	WEIGHT	MATERIALS	SIZE	FINISH	BOX QTY.
EW-2101Z	60g	Fe	5/10g*4	Zinc Plated	100
EW-2102Z	60g	Fe	5g*12	Zinc Plated	100



EW NO.	WEIGHT	MATERIALS	SIZE	FINISH	BOX QTY.
EW-2101P	60g	Fe	5/10g*4	Powder Coated	100
EW-2102P	60g	Fe	5g*12	Powder Coated	100
EW-2101B	60g	Fe	5/10g*4	Black Coated	100
EW-2102B	60g	Fe	5g*12	Black Coated	100




EW NO.	WEIGHT	MATERIALS	SIZE	FINISH	BOX QTY.
EW-2103A	60g	Fe	5/10g*4 with extra tape cover	Powder Coated	100
EW-2103B	60g	Fe	5g*12 with extra tape cover	Powder Coated	100



Adhesive wheel weight in roll
5g x 1000 Segments/
1/4 oz(7G)x 720 Segmanfs

EW-2104/2015



Fe Clip-on Wheel Weights for Steel Rims



EW-1101
Materials: Steel
Size: From 5 to 60 gram
Finish: Power Coated or Zinc Plated



EW-1103
Materials: Steel
Size: From 5 to 60 gram
Finish: Power Coated or Zinc Plated



EW-1102
Materials: Steel
Size: From 5 to 60 gram
Finish: Power Coated or Zinc Plated




EW-1104
Materials: Steel
Size: From 5 to 60 gram
Finish: Power Coated or Zinc Plated

Fe Clip-on Wheel Weights for Alloy Rims

Fe Adhesive Wheel Weights OZ Series



EW NO.	WEIGHT	MATERIALS	SIZE	FINISH	BOX QTY.
FE-1025	3oz	Fe	0.25oz*12	Zinc Plated/ Powder Coated/ Black Coated	50
FE-2025	3oz	Fe	0.25oz*12		50
FE-3025	3oz	Fe	0.25oz*12		50
FE-1050	3oz	Fe	0.5oz*6		50



Fe Clip-On Wheel Weights OZ Series



FE-P SERIES
Fe Clip-on Wheel Weights for Steel Rims
Materials: Steel
Size: From 0.25 to 3 oz
Finish: Power Coated or Zinc Plated



FE-AW SERIES
Fe Clip-on Wheel Weights for Alloy Rims
Materials: Steel
Size: From 0.25 to 3 oz
Finish: Power Coated or Zinc Plated



FE-MC SERIES
Fe Clip-on Wheel Weights for Alloy Rims
Materials: Steel
Size: From 0.25 to 3 oz
Finish: Power Coated or Zinc Plated




FE-FN SERIES
Fe Clip-on Wheel Weights for Alloy Rims
Materials: Steel
Size: From 0.25 to 3 oz
Finish: Power Coated or Zinc Plated



Zn Adhesive Wheel Weights



EW NO.	WEIGHT	MATERIALS	SIZE	FINISH	BOX QTY.
EW-4101	60g	Zinc	5/10g*4	Powder Coated or Original	100
EW-4102	60g	Zinc	5g*12		100
EW-4103	60g	Zinc	5/10g*4		100



Zn Clip-on Wheel Weights for Steel Rims



EW-3101
Materials: Zinc
Size: From 5 to 60 gram
Finish: Power Coated or Original

EW-3102
Materials: Zinc
Size: From 5 to 60 gram
Finish: Power Coated or Original

EW-3103
Materials: Zinc
Size: From 5 to 60 gram
Finish: Power Coated or Original



EW-3104
Materials: Zinc
Size: From 5 to 60 gram
Finish: Power Coated or Original

EW-3108
Zn Clip-on Wheel Weights for Truck
Materials: Zinc
Size: From 50 to 350 gram
Finish: Power Coated or Original

Zn Clip-on Wheel Weights for Alloy Rim




EW-3105
Materials: Zinc
Size: From 5 to 60 gram
Finish: Power Coated or Original


EW-3106
Materials: Zinc
Size: From 5 to 60 gram
Finish: Power Coated or Original

EW-3107
Materials: Zinc
Size: From 5 to 60 gram
Finish: Power Coated or Original

Pb Adhesive Wheel Weights



EW NO.	WEIGHT	MATERIALS	SIZE	FINISH	BOX QTY.
EW-6101	60g	Lead	5/10g*4	Powder Coated or Original	100
EW-6102	60g	Lead	5g*12		100
EW-6103	45g	Lead	2.5/5g*6		100
EW-6104	90g	Lead	7.5/15g*4		50
EW-6105	100g	Lead	20g*5		50
EW-6106	100g	Lead	25g*4		50
EW-6107	100g	Lead	25g*4		50
EW-6108	200g	Lead	50g*4		30
EW-6109	200g	Lead	20g*10		30



Pb Clip-On Wheel Weights for Steel Rim



EW-5101
Materials: Lead
Size: From 5 to 60 gram
Finish: Power Coated or Original

Pb Clip-On Wheel Weights for Alloy Rim



EW-5102
Materials: Lead
Size: From 5 to 60 gram
Finish: Power Coated or Original

Pb Clip-On Wheel Weights for Truck





EW-5103
Materials: Lead
Size: From 5 to 60 gram
Finish: Power Coated or Original




EW-5104
Materials: Lead
Size: From 50 to 400 gram
Finish: Power Coated or Original



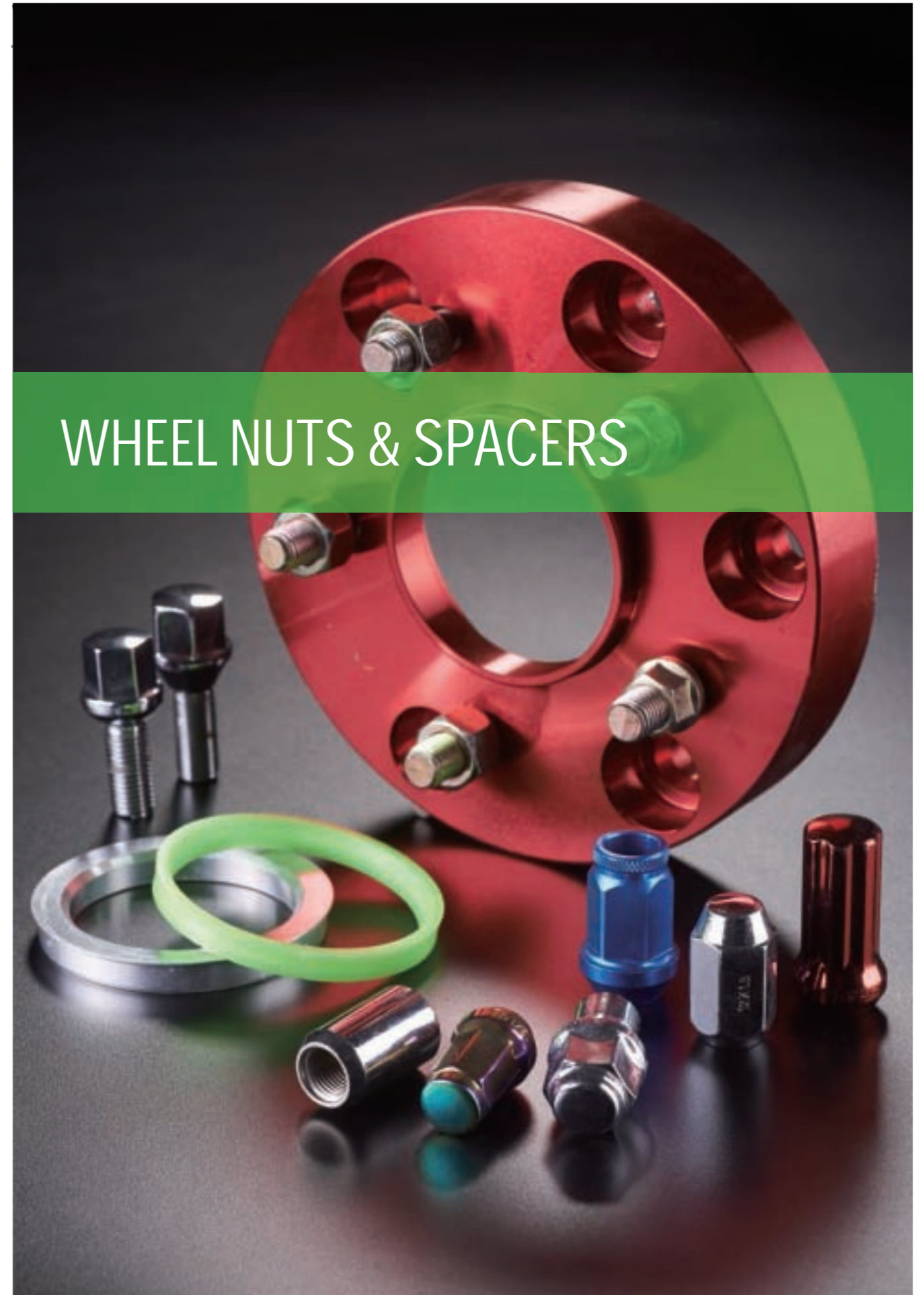
Pb Adhesive Wheel Weights OZ Series



EW NO.	WEIGHT	MATERIALS	SIZE	FINISH	BOX QTY.
PB-1025	3oz	Lead	0.25oz*12	Powder Coated/ Black Coated/ Original	50
PB-1050	2.5oz	Lead	0.5oz*5		50
PB-2025	3oz	Lead	0.25oz*12		50
PB-2050	6oz	Lead	0.5oz*12		50
PB-2100	6oz	Lead	1oz*6		50



Pb Clip-On Wheel Weights OZ Series




WHEEL NUTS & SPACERS

WHEEL NUTS


www.cneverwinner.com

3/4" Hex




PART #	THREAD SIZE
1306	12mm x 1.25
1307	12mm x 1.50

Short Acorn 3/4" Hex




PART #	THREAD SIZE
1002A	7/16"-20
1004A	1/2"-20
1006A	12mm x 1.25
1007A	12mm x 1.50

Std Acorn 3/4" Hex




PART #	THREAD SIZE
1002H	7/16"-20
1004H	1/2"-20
1006H	12mm X 1.25
1007H	12mm X 1.50

Extra Long Acorn 3/4" Hex




PART #	THREAD SIZE
1002XL	7/16"-20
1004XL	1/2"-20
1006XL	12mm X 1.25
1007XL	12mm X 1.50

O/E Acorn 13/16" Hex




PART #	THREAD SIZE
1326	12mm X 1.25
1327	12mm X 1.50

Short Acorn 13/16" Hex




PART #	THREAD SIZE
1206A	12mm X 1.25
1207A	12mm X 1.50
1212A	12mm X 1.75
1209A	14mm X 1.50

Std Acorn 13/16" Hex




PART #	THREAD SIZE
1206	12mm x 1.25
1207	12mm x 1.50
1202	7/16"-20
1209	14mm x 1.50

Extra Long Acorn 13/16" Hex




PART #	THREAD SIZE
1204XL	1/2"-20
1206XL	12mm X 1.25
1207XL	12mm X 1.50
1209XL	14mm X 1.50
1250XL	14mm X 2.00

Std Acorn 13/16" Hex-Black




PART #	THREAD SIZE
1202BC	7/16"-20
1204BC	1/2"-20
1206BC	12mm X 1.25
1207BC	12mm X 1.50
1209BC	14mm X 1.50

Std Acorn 13/16" Hex-Gold



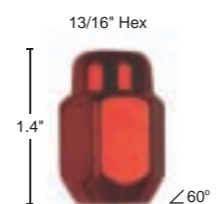
PART #	THREAD SIZE
1202GD	7/16"-20
1204GD	1/2"-20
1206GD	12mm X 1.25
1207GD	12mm X 1.50
1209GD	14mm X 1.50

Std Acorn 13/16" Hex-Blue



PART #	THREAD SIZE
1202BL	7/16"-20
1204BL	1/2"-20
1206BL	12mm X 1.25
1207BL	12mm X 1.50
1209BL	14mm X 1.50

Std Acorn 13/16" Hex-Red




PART #	THREAD SIZE
1202RD	7/16"-20
1204RD	1/2"-20
1206RD	12mm X 1.25
1207RD	12mm X 1.50
1209RD	14mm X 1.50

WHEEL NUTS




O/E Bulge Acorn 17mm Hex




PART #	THREAD SIZE
1534	1/2"-20
1536	12mm x 1.25
1537	12mm x 1.50

Short Bulge Acorn 17mm Hex




PART #	THREAD SIZE
1564	1/2"-20
1506	12mm x 1.25
1507	12mm x 1.50

O/E Bulge Acorn 19mm Hex




PART #	THREAD SIZE
1304-L21	1/2"-20
1306-L21	12mm x 1.25
1307-L21	12mm x 1.50

O/E Bulge-Ball Seat 19mm Hex




PART #	THREAD SIZE
1304R	1/2"-20
1306R	12mm x 1.25
1307R	12mm x 1.50

Mini Bulge Acorn 19mm Hex




PART #	THREAD SIZE
1902A	1/2"-20
1906A	12mm x 1.25
1907A	12mm x 1.50

Ford Nut




PART #	THREAD SIZE
1907CW	12mm x 1.50

Short Bulge Acorn 19mm Hex




PART #	THREAD SIZE
1902	1/2"-20
1906	12mm x 1.25
1907	12mm x 1.50
1909	14mm x 1.50

Bulge Acorn 19mm Hex



PART #	THREAD SIZE
1902SH	7/16"-20
1904SH	1/2"-20
1906SH	12mm x 1.25
1907SH	12mm x 1.50
1909SH	14mm x 1.50
1950SH	14mm x 2.00

XL Bulge Acorn 3/4" Hex



PART #	THREAD SIZE
1902L	7/16"-20
1904L	1/2"-20
1906L	12mm x 1.25
1907L	12mm x 1.50
1909L	14mm x 1.50
1950L	14mm x 2.00


Bulge Acorn 3/4" Hex



PART #	THREAD SIZE
1907ST	12mm x 1.50


SR12

Short Bulge Acorn 21mm Hex



PART #	THREAD SIZE
1932	7/16"-20
1934	1/2"-20
1936	12mm x 1.25
1937	12mm x 1.50
1939	14mm x 1.50

Bulge Acorn 13/16" Hex




PART #	THREAD SIZE
1702	7/16"-20
1704	1/2"-20
1706	12mm x 1.25
1707	12mm x 1.50
1709	14mm x 1.50
1750	14mm x 2.00

WHEEL NUTS


www.cneverwinner.com

O/E Short Bulge Acorn 21mm Hex




PART #	THREAD SIZE
1326-L21	12mm x 1.25
1327-L21	12mm x 1.50
1329-L21	14mm x 1.50
1350-L21	14mm x 2.00

O/E Bulge Acorn 21mm Hex




PART #	THREAD SIZE
1326-L25	12mm x 1.25
1327-L25	12mm x 1.50
1329-L25	14mm x 1.50
1350-L25	14mm x 2.00

XL Bulge Acorn 13/16" Hex




PART #	THREAD SIZE
1702XL	7/16"-20
1704XL	1/2"-20
1710XL	9/16"-18
1706XL	12mm x 1.25
1707XL	12mm x 1.50
1709XL	14mm x 1.50
1750XL	14mm x 2.00

Bulge Acorn 13/16" Hex-Black




PART #	THREAD SIZE
1702BC	7/16"-20
1704BC	1/2"-20
1706BC	12mm x 1.25
1707BC	12mm x 1.50
1709BC	14mm x 1.50
1750BC	14mm x 2.00

Toyota Mag-RX 300




PART #	THREAD SIZE
8502	7/16
8504	1/2
8506	12mm x 1.25
8507	12mm x 1.50
8509	14mm x 1.50

Toyoya Mag-RX330



PART #	THREAD SIZE
5306	12mm x 1.25
5307	12mm x 1.50
5309	14mm x 1.50

Toyota Mag-RX 300



PART #	THREAD SIZE
5306L	12mm x 1.25
5307L	12mm x 1.50
5309L	14mm x 1.50

Toyota Mag-LX470 (Land Cruiser)




PART #	THREAD SIZE
5409	14mm x 1.50



WHEEL NUTS




O/E 6 Spline Tuner Nut




PART #	THREAD SIZE
3802-1	7/16"-20
3804-1	1/2"-20
3806-1	12mm x 1.25
3807-1	12mm x 1.50

6 Spline Tuner Nut




PART #	THREAD SIZE
3802	7/16"-20
3804	1/2"-20
3806	12mm x 1.25
3807	12mm x 1.50

6 Spline Tuner Nut-Black




PART #	THREAD SIZE
3802BC	7/16"-20
3804BC	1/2"-20
3806BC	12mm x 1.25
3807BC	12mm x 1.50

6 Spline Tuner Nut-Gold




PART #	THREAD SIZE
3802GD	7/16"-20
3804GD	1/2"-20
3806GD	12mm x 1.25
3807GD	12mm x 1.50

6 Spline Tuner Nut-Blue




PART #	THREAD SIZE
3802BL	7/16"-20
3804BL	1/2"-20
3806BL	12mm x 1.25
3807BL	12mm x 1.50

6 Spline Tuner Nut-Red



PART #	THREAD SIZE
3802RD	7/16"-20
3804RD	1/2"-20
3806RD	12mm x 1.25
3807RD	12mm x 1.50

E-T/Ultra 6 Spline Tuner Nut




PART #	THREAD SIZE
3806L	12mm x 1.25
3807L	12mm x 1.50

6 Spline Tuner Key




PART #	HEX SIZE
3800	3/4" & 13/16"

7- Point Lug Nut



PART #	THREAD SIZE
7702A	7/16
7704A	1/2
7706A	12mm x 1.25
7707A	12mm x 1.50

7- Point Lug Nut




PART #	THREAD SIZE
7702B	7/16
7704B	1/2
7706B	12mm x 1.25
7707B	12mm x 1.50

WHEEL NUTS

www.cneverwinner.com

7- Point Lug Nut




PART #	THREAD SIZE
7702C	7/16
7704C	1/2
7706C	12mm x 1.25
7707C	12mm x 1.50

7- Point Lug Nut



PART #	THREAD SIZE
7702D	7/16
7704D	1/2
7706D	12mm x 1.25
7707D	12mm x 1.50

7- Point Lug Nut



PART #	THREAD SIZE
7702E	7/16
7704E	1/2
7706E	12mm x 1.25
7707E	12mm x 1.50

7- Point Lug Nut



PART #	THREAD SIZE
7702F	7/16
7704F	1/2
7706F	12mm x 1.25
7707F	12mm x 1.50

7- Point Lug Nut



PART #	THREAD SIZE
7702G	7/16
7704G	1/2
7706G	12mm x 1.25
7707G	12mm x 1.50

8 Point Tuner Key-Truck



PART #	HEX SIZE
9300	13/16" & 3/4"

Hex Acorn Socket Nut



PART #	THREAD SIZE
2802	7/16"-20
2804	1/2"-20
2806	12mm x 1.25
2807	12mm x 1.50

Hex Acorn Socket Nut-Black



PART #	THREAD SIZE
2802BC	7/16"-20
2804BC	1/2"-20
2806BC	12mm x 1.25
2807BC	12mm x 1.50

Hex Acorn Socket Nut-Blue



PART #	THREAD SIZE
2802BL	7/16"-20
2804BL	1/2"-20
2806BL	12mm x 1.25
2807BL	12mm x 1.50

Hex Acorn Socket Nut-Red



PART #	THREAD SIZE
2802RD	7/16"-20
2804RD	1/2"-20
2806RD	12mm x 1.25
2807RD	12mm x 1.50

XL Hex Acorn Socket Nut



PART #	THREAD SIZE
C6102	7/16"-20
C6104	1/2"-20
C6106	12mm x 1.25
C6107	12mm x 1.50

Key Adapter



PART #	HEX SIZE
2800	19mm & 21mm

WHEEL BOLTS



17mm Hex Bolt-Cone Seat



PART #	THREAD SIZE
18101	M12X1.50X24MM
18111	M12X1.50X28MM
18121	M12X1.50X30MM
18131	M12X1.50X35MM
18141	M12X1.50X40MM
18151	M12X1.50X45MM
18161	M12X1.50X50MM
18171	M12X1.50X55MM

17mm Hex Bolt-Cone Seat



18170PART #	THREAD SIZE
18100	M12X1.25X24MM
18120	M12X1.25X28MM
18130	M12X1.25X30MM
18140	M12X1.25X35MM
18150	M12X1.25X40MM
18160	M12X1.25X45MM
18170	M12X1.25X50MM

17mm Hex Bolt-Cone Seat



PART #	THREAD SIZE
18102	M14X1.50X24MM
18112	M14X1.50X28MM
18122	M14X1.50X30MM
18132	M14X1.50X35MM
18142	M14X1.50X40MM
18152	M14X1.50X45MM
18162	M14X1.50X50MM
18172	M14X1.50X60MM
18182	M14X1.50X70MM

17mm Hex Bolt-ball R12



PART #	THREAD SIZE
18301	M12X1.50X24MM
18321	M12X1.50X28MM
18331	M12X1.50X30MM
18341	M12X1.50X35MM
18351	M12X1.50X40MM
18361	M12X1.50X45MM
18371	M12X1.50X50MM

19mm Hex Bolt-Cone Seat



PART #	THREAD SIZE
18200	M12X1.50X24MM
18210	M12X1.50X28MM
18220	M12X1.50X30MM
18230	M12X1.50X35MM
18240	M12X1.50X40MM
18250	M12X1.50X45MM
18260	M12X1.50X50MM
18270	M12X1.50X55MM

19mm Hex Bolt-Cone Seat



PART #	THREAD SIZE
18201	M12X1.25X24MM
18202	M12X1.25X28MM
18203	M12X1.25X30MM
18204	M12X1.25X35MM
18205	M12X1.25X40MM
18206	M12X1.25X45MM
18207	M12X1.25X50MM

Tuner Lug Bolt



PART #	THREAD SIZE
18701	M12X1.50X24MM
18711	M12X1.50X28MM
18721	M12X1.50X30MM
18731	M12X1.50X35MM
18741	M12X1.50X40MM
18751	M12X1.50X45MM
18761	M12X1.50X50MM
18771	M12X1.50X55MM

Tuner Lug Bolt



PART #	THREAD SIZE
18700	M12X1.25X24MM
18710	M12X1.25X28MM
18720	M12X1.25X30MM
18730	M12X1.25X35MM
18740	M12X1.25X40MM
18750	M12X1.25X45MM
18760	M12X1.25X50MM

Tuner Lug Bolt



PART #	THREAD SIZE
18702	M14X1.50X24MM
18712	M14X1.50X28MM
18722	M14X1.50X30MM
18732	M14X1.50X35MM
18742	M14X1.50X40MM
18752	M14X1.50X45MM
18762	M14X1.50X50MM
18772	M14X1.50X60MM
18782	M14X1.50X70MM



WHEEL NUTS & SPACERS

WHEEL BOLTS

www.cneverwinner.com

6 Spline Tuner Bolt-Cone Seat



PART #	THREAD SIZE
18211	M12X1.50X24MM
18221	M12X1.50X28MM
18231	M12X1.50X30MM
18241	M12X1.50X35MM
18251	M12X1.50X40MM
18261	M12X1.50X45MM

6 Spline Tuner Bolt-Cone Seat



PART #	THREAD SIZE
18300	M12X1.25X24MM
18301	M12X1.25X28MM
18302	M12X1.25X30MM
18303	M12X1.25X35MM
18304	M12X1.25X40MM
18305	M12X1.25X45MM

6 Spline Tuner Bolt-Cone Seat



PART #	THREAD SIZE
18202	M14X1.50X24MM
18212	M14X1.50X28MM
18222	M14X1.50X30MM
18232	M14X1.50X35MM
18242	M14X1.50X40MM
18252	M14X1.50X45MM

6 Spline Tuner Bolt Key

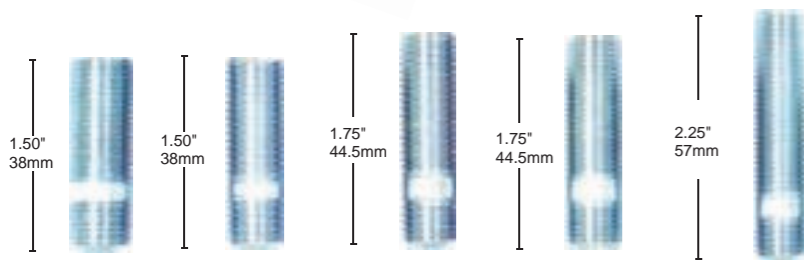


PART #	HEX SIZE
3800	19mm & 21mm

Wheel Studs



PART #	Thread Size	O.D.
WS-101	M12*1.25*40	14.25mm
WS-102	M12*1.50*45	12.35mm
WS-103	M12*1.50*70	12mm
WS-104	M12*1.50*65	13mm
WS-105	M12*1.50*70	14mm
WS-106	M12*1.50*74	14.6mm



PART #	Thread Size
WS-201	M12*1.25*1.75"
WS-202	M12*1.25*1.50"
WS-203	M12*1.25*1.75"
WS-204	M12*1.25*2.25"
WS-205	1/2-20*1.50"
WS-206	M14*1.50-1/2"-20*1.50"

Eccentric Bolts



PART #	THREAD SIZE
YQ001- (12/13/14/14.2/15/16/17mm)	Decentration camber Bolt(12/13/14/14.2/15/16/17mm) 10.9 grade
YQ001A- (12/13/14/14.2/15/16/17mm)	Decentration camber Bolt(12/13/14/14.2/15/16/17mm) 12.9 Grade

17mm, 19mm, 21mm Hex Bolt/Nut Caps



SIZE	FINISH	BULK
17mm Hex	Chrome	1720/CR-20
19mm Hex	Chrome	1920/CR-20
21mm Hex	Chrome	2120/CR-20

WHEEL LOCKS



PART #	THREAD SIZE
49600	12mm x 1.25
49700	12mm x 1.50
49900	14mm x 1.50



PART #	THREAD SIZE
41200	1/2"-20
41600	12mm x 1.25
41700	12mm x 1.50
41900	14mm x 1.50



PART #	THREAD SIZE
40200S	1/2"-20
40600S	12mm x 1.25
40700S	12mm x 1.50
40900S	14mm x 1.50



PART #	THREAD SIZE
41600XL	12mm x 1.25
41700XL	12mm x 1.50
41900XL	14mm x 1.50



PART #	THREAD SIZE
48200	1/2"-20
48600	12mm x 1.25
48700	12mm x 1.50



PART #	THREAD SIZE
40700S	12mm x 1.50
40600S	12mmx1.25



PART #	THREAD SIZE
41806	12mm x 1.25 x L28
41807	12mm x 1.50 x L28
41809	14mm x 1.50 x L28




PART #	THREAD SIZE
42806	12mm x 1.25 x L28
42807	12mm x 1.50 x L28
42809	14mm x 1.50 x L28



WHEEL ADAPTERS AND SPACERS

www.cneverwinner.com

A-4 Holes



ITEM NO	THICKNESS	FROM	TO	I.D.	O.D.	THREAD
EW-20201	1"	4X100	4X100	60mm	150mm	M12X1.5
EW-20202	1"	4X100	4X4.5"	64mm	150mm	M12X1.5
EW-20203	1"	4X4.5"	4X4.5"	73mm	150mm	M12X1.5
EW-20204	1.25"	4X98	4X100	60mm	150mm	M12X1.5
EW-20205	1.25"	4X108	4X108	71mm	150mm	M12X1.5

A-5 Holes



ITEM NO	THICKNESS	FROM	TO	I.D.	O.D.	THREAD
EW-20206	1"	5X100	5X100	60mm	150mm	M12X1.5
EW-20207	1"	5X4.5"	5X100	60mm	150mm	M12X1.5
EW-20208	1.25"	5X4.5"	5X4.5"	71mm	150mm	M12X1.5
EW-20209	1.25"	5X4.75"	5X4.75"	74mm	164mm	M12X1.5
EW-20210	1.25"	5X5"	5X5"	78mm	164mm	M12X1.5
EW-20211	1.25"	5X5"	5X135	78mm	176mm	M12X1.5
EW-20212	1.25"	5X5"	5X5"	78mm	176mm	M12X1.5
EW-20213	1.25"	5X135	5X135	87.1mm	176mm	1/2-20
EW-20214	1.25"	5X4.5"	5X4.75"	74mm	164mm	M12X1.5
EW-20215	1.25"	5X4.5"	5X5"	74mm	164mm	M12X1.5
EW-20216	1.25"	5X4.5"	5X135	78mm	176mm	M12X1.5
EW-20217	1.25"	5X4.5"	5X5"	78mm	176mm	M12X1.5
EW-20218	1.25"	5X4.25"	5X4.5"	71mm	150mm	M12X1.5
EW-20219	1.25"	5X4.75"	5X135	78mm	176mm	M12X1.5
EW-20220	1.25"	5X5.5"	5X5.5"	108mm	176mm	M12X1.5
EW-20221	1.25"	5X5.5"	5X135	87.1mm	176mm	M12X1.5
EW-20222	1.25"	5X130	5X130	71.6mm	167mm	M12X1.5
EW-20223	1.25"	5X120	5X112	71mm	150mm	M12X1.5
EW-20224	1.25"	5X108	5X108	71mm	150mm	M12X1.5
EW-20225	1.25"	5X108	5X4.5"	71mm	150mm	M12X1.5
EW-20226	15mm	5X114.3	5X114.3	73mm	149mm	M12X1.5
EW-20227	20mm	5X100	5X100	60mm	149mm	M12X1.5
EW-20228	30mm	5X150	5X150	110mm	189mm	M12X1.5
EW-20229	30mm	5X165.1	5X165.1	125mm	215mm	M12X1.5

A-6 Holes



ITEM NO	THICKNESS	FROM	TO	I.D.	O.D.	THREAD
EW-20230	1.25"	6X5.5"	6X5.5"	110mm	176mm	M14X1.5
EW-20231	1.25"	6X5"	6X5.5"	87.1mm	176mm	M12X1.5
EW-20232	1.25"	6X5"	6X4.5"	74mm	164mm	M12X1.5
EW-20233	1.5"	6X135	6X5.5"	87.1mm	176mm	M12X1.5
EW-20234	1.5"	6X4.5"	6X4.5"	71mm	150mm	M12X1.5



WHEEL ADAPTERS AND SPACERS

A-8 Holes



ITEM NO	THICKNESS	FROM	TO	I.D.	O.D.	THREAD
EW-20235	1.5"	8X170	8X170	126.65mm	215mm	M14X1.5
EW-20236	2"	8X6.5"	8X6.5"	125mm	215mm	9/16-18
EW-20237	2"	8X200	8X200	145mm	246mm	M14X1.5
EW-20238	2.5"	8X170	8X6.5"	125mm	215mm	M14X1.5
EW-20239	3"	8X6.5"	8X170	125mm	215mm	M14X1.5

B- Double Drilled 1 Piece



ITEM NO	THICKNESS	FROM	TO	I.D.	O.D.	THREAD
EW-20240	1"	4X100/4.25"	4X100	71mm	150mm	M12X1.5
EW-20241	1"	4X100/4.25"	4X4.5"	71mm	150mm	M12X1.5
EW-20242	1"	4X100/4.5"	4X4.5"	71mm	150mm	M12X1.5
EW-20243	1"	4X108/4.5"	4X100	71mm	150mm	M12X1.5
EW-20244	1"	5X100/112	5X4.5"	71mm	150mm	M12X1.5
EW-20245	1.25"	5X100/4.25"	5X4.5"	71mm	150mm	M12X1.5
EW-20246	1.25"	5X108/4.5"	5X4.75"	71mm	150mm	M12X1.5
EW-20247	1.25"	5X4.5"/4.75"	5X5.5"	78mm	176mm	M12X1.5
EW-20248	1.25"	5X4.5"/4.75"	5X135	78mm	176mm	M12X1.5
EW-20249	1.25"	5X4.5"/4.75"	5X4.5"	78mm	176mm	M12X1.5
EW-20250	1.25"	5X4.5"/4.75"	5X5"	74mm	164mm	M12X1.5
EW-20251	1.25"	5X4.5"/4.75"	5X112	74mm	164mm	M12X1.5
EW-20252	1.25"	5X4.5"/4.75"	5X4.75"	74mm	164mm	M12X1.5
EW-20253	1.25"	5X4.5"/5.5"	5X4.75"	78mm	176mm	M12X1.5
EW-20254	1.25"	5X5"/5.5"	5X135	87.1mm	176mm	M12X1.5
EW-20255	1.25"	5X5"/135	5X135	78mm	176mm	M12X1.5
EW-20256	1.25"	5X5"/4.75"	5X4.5"	78mm	164mm	M12X1.5
EW-20257	1.25"	5X5"/4.75"	5X4.75"	78mm	164mm	M12X1.5
EW-20258	1.25"	5X5"/4.75"	5X5"	78mm	164mm	M12X1.5
EW-20259	1.5"	5X5"/4.75"	5X135	78mm	176mm	M12X1.5
EW-20260	1.5"	5X135/5.5"	5X135	87.1mm	176mm	M12X1.5
EW-20261	1.5"	5X135/5"	5X5.5"	87.1mm	176mm	M12X1.5
EW-20262	1.5"	5X135/5"	5X4.5"	78mm	176mm	M12X1.5
EW-20263	1.5"	5X135/5"	5X4.75"	78mm	176mm	M12X1.5
EW-20264	1.5"	5X5.5"/4.5"	5X5.5"	78mm	176mm	M12X1.5
EW-20265	1.5"	5X5.5"/4.75"	5X4.75"	78mm	176mm	M12X1.5
EW-20266	1.5"	5X5.5"/135	5X4.5"	78mm	176mm	M12X1.5
EW-20267	1.5"	6X5"/135	5X5.5"	87.1mm	176mm	M12X1.5

WHEEL NUTS & SPACERS

D- Hub Centric Wheel Adapter



ITEM NO	THICKNESS	FROM	TO	I.D.	O.D.	THREAD
EW-20279	1.25"	5X4.5	5X4.5	71.5MM	150MM	1/2-20
EW-20280	1.25"	5X5	5X5	71.5MM	164MM	1/2-20
EW-20281	35MM	5X4.5	5X5.5	71.6MM	176MM	1/2-20
EW-20282	1.5"	5X5.5	5X5.5	106.5MM	176MM	1/2-20
EW-20283	1.25"	6X5.5	6X5.5	106.5MM	176MM	1/2-20
EW-20284	30MM	5X120	5X120	72.6MM	164MM	M14X1.5
EW-20285	25MM	5X130	5X130	71.6MM	167MM	M14X1.5

Type E1, Type E2, Type E3



ITEM NO	THICK	WHEEL TO	C.B.	O.D.	THREAD	PACK
EW-10313	20mm	4X98	58.6mm	139mm	12X1.25	1 pair/box
EW-10314	25mm	4X98	58.6mm	139mm	12X1.25	1 pair/box
EW-10315	10mm	4X98	58.6mm	139mm	12X1.5	1 pair/box
EW-10316	12mm	4X98	58.6mm	139mm	12X1.5	1 pair/box
EW-10317	15mm	4X98	58.6mm	139mm	12X1.5	1 pair/box
EW-10318	16mm	4X98	58.6mm	139mm	12X1.5	1 pair/box
EW-10319	20mm	4X98	58.6mm	139mm	12X1.5	1 pair/box
EW-10320	25mm	4X98	58.6mm	139mm	12X1.5	1 pair/box
EW-10321	10mm	4X100	57.1mm	139mm	12X1.5	1 pair/box
EW-10322	12mm	4X100	57.1mm	139mm	12X1.5	1 pair/box
EW-10323	15mm	4X100	57.1mm	139mm	12X1.5	1 pair/box
EW-10324	16mm	4X100	57.1mm	139mm	12X1.5	1 pair/box
EW-10325	20mm	4X100	57.1mm	139mm	12X1.5	1 pair/box
EW-10326	25mm	4X100	57.1mm	139mm	12X1.5	1 pair/box
EW-10327	10mm	4X108	57.1mm	149mm	14X1.5	1 pair/box
EW-10328	12mm	4X108	57.1mm	149mm	14X1.5	1 pair/box
EW-10329	15mm	4X108	57.1mm	149mm	14X1.5	1 pair/box
EW-10330	16mm	4X108	57.1mm	149mm	14X1.5	1 pair/box
EW-10331	20mm	4X108	57.1mm	149mm	14X1.5	1 pair/box
EW-10332	15mm	4X108	63.3mm	149mm	12X1.5	1 pair/box
EW-10333	20mm	4X108	63.3mm	149mm	12X1.5	1 pair/box
EW-10334	15mm	4X108	70.1mm	149mm	12X1.5	1 pair/box
EW-10335	20mm	4X108	70.1mm	149mm	12X1.5	1 pair/box

Type H1



ITEM NO	THICK	Vehicle From	Wheel to	C.B.	O.D.	Thread
EW-10429	10mm	5X98	5X98	58.1mm	139mm	12X1.25
EW-10430	12mm	5X98	5X98	58.1mm	139mm	12X1.25
EW-10431	15mm	5X98	5X98	58.1mm	139mm	12X1.25
EW-10432	16mm	5X98	5X98	58.1mm	139mm	12X1.25
EW-10433	20mm	5X98	5X98	58.1mm	139mm	12X1.25
EW-10434	25mm	5X98	5X98	58.1mm	139mm	12X1.5
EW-10435	10mm	5X98	5X98	58.6mm	139mm	12X1.5
EW-10436	12mm	5X98	5X98	58.6mm	139mm	12X1.5
EW-10437	15mm	5X98	5X98	58.6mm	139mm	12X1.5
EW-10438	16mm	5X98	5X98	58.6mm	139mm	12X1.5
EW-10439	20mm	5X98	5X98	58.6mm	139mm	12X1.5
EW-10440	25mm	5X98	5X98	58.6mm	139mm	12X1.5
EW-10441	10mm	5X100	5X100	57.1mm	139mm	12X1.5
EW-10442	12mm	5X100	5X100	57.1mm	139mm	12X1.5
EW-10443	15mm	5X100	5X100	57.1mm	139mm	12X1.5
EW-10444	16mm	5X100	5X100	57.1mm	139mm	12X1.5
EW-10445	20mm	5X100	5X100	57.1mm	139mm	12X1.5
EW-10446	25mm	5X100	5X100	57.1mm	139mm	14X1.5
EW-10447	10mm	5X100	5X100	57.1mm	139mm	14X1.5
EW-10448	12mm	5X100	5X100	57.1mm	139mm	14X1.5
EW-10449	15mm	5X100	5X100	57.1mm	139mm	14X1.5
EW-10450	16mm	5X100	5X100	57.1mm	139mm	14X1.5

Type F1



ITEM NO	THICK	Vehicle From	Wheel to	C.B.	O.D.	Thread
EW-10359	12mm	4X108	4X108	57.1mm	149mm	14X1.5
EW-10360	15mm	4X108	4X108	57.1mm	149mm	14X1.5
EW-10361	16mm	4X108	4X108	57.1mm	149mm	14X1.5
EW-10362	20mm	4X108	4X108	57.1mm	149mm	14X1.5
EW-10363	15mm	4X108	4X108	63.3mm	149mm	12X1.5
EW-10364	20mm	4X108	4X108	63.3mm	149mm	12X1.5
EW-10365	15mm	4X108	4X108	70.1mm	149mm	12X1.5
EW-10366	20mm	4X108	4X108	70.1mm	149mm	12X1.5

Type G1, G2



ITEM NO	THICK	WHEEL TO	C.B.	O.D.	THREAD	PACK
EW-10367	10mm	5X98	58.1mm	139mm	12X1.25	1 pair/box
EW-10368	12mm	5X98	58.1mm	139mm	12X1.25	1 pair/box
EW-10369	15mm	5X98	58.1mm	139mm	12X1.25	1 pair/box
EW-10370	16mm	5X98	58.1mm	139mm	12X1.25	1 pair/box
EW-10371	20mm	5X98	58.1mm	139mm	12X1.25	1 pair/box
EW-10372	25mm	5X98	58.1mm	139mm	12X1.25	1 pair/box
EW-10373	10mm	5X98	58.6mm	139mm	12X1.5	1 pair/box
EW-10374	12mm	5X98	58.6mm	139mm	12X1.5	1 pair/box
EW-10375	15mm	5X98	58.6mm	139mm	12X1.5	1 pair/box
EW-10376	16mm	5X98	58.6mm	139mm	12X1.5	1 pair/box
EW-10377	20mm	5X98	58.6mm	139mm	12X1.5	1 pair/box
EW-10378	25mm	5X98	58.6mm	139mm	12X1.5	1 pair/box
EW-10379	10mm	5X100	57.1mm	139mm	12X1.5	1 pair/box
EW-10380	12mm	5X100	57.1mm	139mm	12X1.5	1 pair/box
EW-10381	15mm	5X100	57.1mm	139mm	12X1.5	1 pair/box
EW-10382	16mm	5X100	57.1mm	139mm	12X1.5	1 pair/box
EW-10383	20mm	5X100	57.1mm	139mm	12X1.5	1 pair/box
EW-10384	25mm	5X100	57.1mm	139mm	12X1.5	1 pair/box
EW-10385	10mm	5X100	57.1mm	139mm	14X1.5	1 pair/box
EW-10386	12mm	5X100	57.1mm	139mm	14X1.5	1 pair/box
EW-10387	15mm	5X100	57.1mm	139mm	14X1.5	1 pair/box
EW-10388	16mm	5X100	57.1mm	139mm	14X1.5	1 pair/box
EW-10389	20mm	5X100	57.1mm	139mm	14X1.5	1 pair/box
EW-10390	25mm	5X100	57.1mm	139mm	14X1.5	1 pair/box
EW-10391	10mm	5X108	58.1mm	149mm	12X1.25	1 pair/box
EW-10392	12mm	5X108	58.1mm	149mm	12X1.25	1 pair/box
EW-10393	15mm	5X108	58.1mm	149mm	12X1.25	1 pair/box
EW-10394	16mm	5X108	58.1mm	149mm	12X1.25	1 pair/box
EW-10395	20mm	5X108	58.1mm	149mm	12X1.25	1 pair/box
EW-10396	25mm	5X108	58.1mm	149mm	12X1.25	1 pair/box
EW-10397	10mm	5X112	57.1mm	149mm	14X1.5	1 pair/box
EW-10398	12mm	5X112	57.1mm	149mm	14X1.5	1 pair/box
EW-10399	13mm	5X112	57.1mm	149mm	14X1.5	1 pair/box
EW-10400	15mm	5X112	57.1mm	149mm	14X1.5	1 pair/box
EW-10401	20mm	5X112	57.1mm	149mm	14X1.5	1 pair/box
EW-10402	25mm	5X112	57.1mm	149mm	14X1.5	1 pair/box
EW-10403	30mm	5X112	57.1mm	149mm	14X1.5	1 pair/box
EW-10404	15mm	5X120	70.5mm	149mm	12X1.5	1 pair/box

WHEEL SPACERS

www.cneverwinner.com




EW-50100



Thickness: 3, 5, 6, 8mm
Description: 4&5 Holes on 98-120mm
In Side: 78mm
Our Side: 151mm

EW-50101



Thickness: 8mm
Description: 4 Holes on 101.6-114.3mm
In Side: 71.5mm
Our Side: 151.5mm

EW-50102



Thickness: 7.8mm
Description: 5 Holes on 114.3-127mm
In Side: 90mm
Our Side: 164.3mm

EW-50103



Thickness: 5.8mm
Description: 5&6 Holes on 5 1/2
In Side: 107mm
Our Side: 178mm

EW-50104



Thickness: 6, 8, 10, 12mm
Description: 8 Holes on 165.1mm
In Side: 125mm
Our Side: 207.8mm

EW-50105



Thickness: 8mm
Description: 5 Holes on 100-120mm
In Side: 81mm
Our Side: 152mm

EW-50106



Thickness: 5mm
Description: 5 Holes on 100-120mm
In Side: 81mm
Our Side: 152mm

EW-50107



Thickness: 3, 5, 6, 8, 10mm
Description: 4&5 Holes on 98-120mm
In Side: 78.5mm
Our Side: 145mm

EW-50108



Thickness: 12.7mm
Description: 5 Holes on 108-120mm
In Side: 82mm
Our Side: 155mm

EW-50109



Thickness: 4, 5, 7mm
Description: 4&5 Holes on 98-120mm
In Side: 73mm
Our Side: 148.5mm

EW-50110



Thickness: 3, 5, 6.35, 8, 9.525mm
Description: 5&6 Holes on 98-130mm
In Side: 72.5mm
Our Side: 152mm

EW-50111



Thickness: 3, 5mm
Description: 4&5 Holes on 98-120mm
In Side: 77mm
Our Side: 143mm


WHEEL SPACERS

EW-50112



Thickness: 6mm
Description: 4 Holes on 98-120mm;
3-3/4, To 4-1/2"
In Side: 72.5mm
Our Side: 157mm

EW-50113



Thickness: 3, 5, 8mm
Description: 4&5 Holes on 98-114.3mm
In Side: 75mm
Our Side: 135mm

EW-50118



Thickness: 6mm
Description: 7 Holes on 150mm
In Side: 114.3mm
Our Side: 183mm

EW-50119



Thickness: 6mm
Description: 6 Holes on 139.7mm
In Side: 110mm
Our Side: 168mm

EW-50120



Thickness: 6mm
Description: 12 Holes on 139.7mm
In Side: 106mm
Our Side: 176mm

EW-50121



Thickness: 12, 15mm
Hub Size: 73mm
Out Side: 145mm

EW-50122



Thickness: 10, 15, 20, 25mm
Hub Size: 72.6mm
Out Side: 141mm

EW-50123



Thickness: 10mm, 18mm
Hub Size: 73.1mm
Out Side: 141mm

EW-50124



Thickness: 17mm, 20mm
Hub Size: 50mm
Out Side: 150mm

WHEEL NUTS & SPACERS

HUB CENTRIC RINGS

www.cneverwinner.com

Hub Ring



Plastic Hub Ring



Alloy Hub Ring

ITEM NO.	OUT SIDE	IN SIDE	PACK	THICK
HR6710-5410	67.10mm	54.10mm	500PCS/CTN	10mm
HR6710-5610	67.10mm	56.10mm	500PCS/CTN	10mm
HR6710-5660	67.10mm	56.60mm	500PCS/CTN	10mm
HR6710-5710	67.10mm	57.10mm	500PCS/CTN	10mm
HR6710-6006	67.10mm	60.10mm	500PCS/CTN	10mm
HR6710-6410	67.10mm	64.10mm	500PCS/CTN	10mm
HR7260-5610	72.60mm	56.10mm	500PCS/CTN	10mm
HR7260-5710	72.60mm	57.10mm	500PCS/CTN	10mm
HR7260-5960	72.60mm	59.60mm	500PCS/CTN	10mm
HR7260-6006	72.60mm	60.10mm	500PCS/CTN	10mm
HR7260-6390	72.60mm	63.90mm	500PCS/CTN	10mm
HR7260-6410	72.60mm	64.10mm	500PCS/CTN	10mm
HR7260-6510	72.60mm	65.10mm	500PCS/CTN	10mm
HR7260-6606	72.60mm	66.10mm	500PCS/CTN	10mm
HR7260-6650	72.60mm	66.50mm	500PCS/CTN	10mm
HR7260-6656	72.60mm	66.60mm	500PCS/CTN	10mm
HR7260-6710	72.60mm	67.10mm	500PCS/CTN	10mm
HR73-6510	73.00mm	65.10mm	500PCS/CTN	10mm
HR73-6610	73.00mm	66.10mm	500PCS/CTN	10mm
HR73-6640	73.00mm	66.40mm	500PCS/CTN	10mm
HR73-6656	73.00mm	66.60mm	500PCS/CTN	10mm
HR73-6710	73.00mm	67.10mm	500PCS/CTN	10mm
HR73-7010	73.00mm	70.10mm	500PCS/CTN	10mm
HR73-7030	73.00mm	70.30mm	500PCS/CTN	10mm
HR73-7050	73.00mm	70.50mm	500PCS/CTN	10mm
HR73-7160	73.00mm	71.60mm	500PCS/CTN	10mm
HR74-5610	74.00mm	56.10mm	500PCS/CTN	10mm
HR74-5710	74.00mm	57.10mm	500PCS/CTN	10mm
HR74-6010	74.00mm	60.10mm	500PCS/CTN	10mm
HR74-6390	74.00mm	63.90mm	500PCS/CTN	10mm
HR74-6410	74.00mm	64.10mm	500PCS/CTN	10mm
HR74-6606	74.00mm	66.10mm	500PCS/CTN	10mm
HR74-6710	74.00mm	67.10mm	500PCS/CTN	10mm
HR74-7010	74.00mm	70.10mm	500PCS/CTN	10mm
HR74-7030	74.00mm	70.30mm	500PCS/CTN	10mm
HR74-7160	74.00mm	71.60mm	500PCS/CTN	10mm
HR74-7260	74.00mm	72.60mm	500PCS/CTN	10mm
HR78-6606	78.00mm	66.10mm	500PCS/CTN	10mm
HR78-6656	78.00mm	66.60mm	500PCS/CTN	10mm
HR1080-6710	108.00mm	67.10mm	501PCS/CTN	11mm
HR1080-7810	108.00mm	78.10mm	500PCS/CTN	10mm
HR1080-1000	108.00mm	100.00mm	500PCS/CTN	10mm
HR1110-5410	110.00mm	54.10mm	500PCS/CTN	10mm
HR1110-6710	110.00mm	67.10mm	500PCS/CTN	10mm
HR1110-7810	110.00mm	78.10mm	500PCS/CTN	10mm




TIRE REPAIR MATERIALS

TIRE REPAIR MATERIAL

Star Style Patches

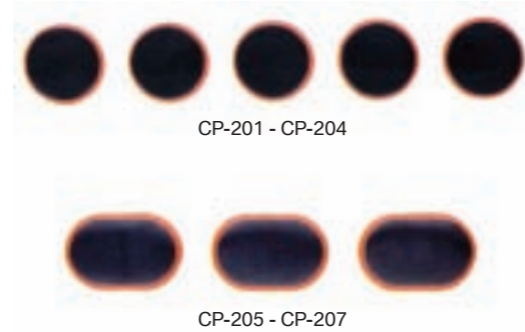
PART NO.	SIZE(mm)	EDGE SIZE(mm)	BOX QTY
CP-121	40	3	100
CP-122	50	3	100
CP-123	60	5	50



Foil-Back Tube Patches

These patches are a unit-molded style, they are black with red vulcanizing gum on a light weight foil backing, which is easy to remove from the slit.


PART NO.	DESCRIPTION	SIZE(mm)	QUANTITY
CP-201	Red Round	Φ25	64pcs/bag
CP-202	Red Round	Φ30	36pcs/bag
CP-203	Red Round	Φ40	25pcs/bag
CP-204	Red Round	Φ52	16pcs/bag
CP-205	Red Oval	34x24	48pcs/bag
CP-206	Red Oval	50x32	24pcs/bag
CP-207	Red Oval	72x40	15pcs/bag



Foil-Back ALL Purpose Patches

These patches are a unit-molded style, they are black with green vulcanizing gum on a light weight foil backing, which is easy to remove from the slit.


PART NO.	DESCRIPTION	SIZE(mm)	QUANTITY
CP-401	Green Round	Φ30	150pcs/bag
CP-402	Green Round	Φ40	100pcs/bag
CP-403	Green Round	Φ52	64pcs/bag
CP-404	Green Round	Φ75	36pcs/bag



Universal Round Patches

Designed for chemical vulcanization


PART NO.	ROUND	SIZE(inch)	SIZE(mm)	BOX QTY
CP-801	Small Round	1-5/8	41	30
CP-802	Medium Round	2-1/4	57	25
CP-803	Large Round	3-1/4	82	15



Universal Square Patches

Designed for chemical vulcanization


PART NO.	ROUND	SIZE(inch)	SIZE(mm)	BOX QTY
CP-701	Small Round	1-3/4	45	50
CP-702	Medium Round	2-1/8	55	25
CP-703	Large Round	3	75	15



US Style Bias-Ply Patches

Designed primarily for use in agricultural bias ply tube or tubeless tires
Designed for chemical vulcanization


PART NO.	DESCRIPTION	SIZE(mm)	QUANTITY
CP-501	1Ply	75	10pcs/bag
CP-502	1Ply	57	20pcs/bag
CP-503	2 Ply	90	20pcs/bag
CP-504	2 Ply	115	10pcs/bag
CP-505	2 Ply	140	10pcs/bag
CP-506	3 Ply	165	10pcs/bag
CP-507	4 Ply	190	10pcs/bag
CP-508	4 Ply	215	10pcs/bag
CP-509	6 Ply	265	5pcs/bag
CP-510	6 Ply	317	5pcs/bag




US Style Radial Patches

Designed to vulcanize chemically or in low temperature systems
Gray vulcanizing gum, blue poly backing

PART NO.	DESCRIPTION	SIZE(mm)	QUANTITY
CP-601	1 Ply	45x76	20pcs/bag
CP-602	1 Ply	57x76	20pcs/bag
CP-603	1 Ply	57x102	10pcs/bag
CP-604	1 Ply	95x102	10pcs/bag
CP-605	2 Ply	76x125	10pcs/bag
CP-606	2 Ply	76x150	10pcs/bag
CP-607	2 Ply	76x215	10pcs/bag
CP-608	3 Ply	115x125	10pcs/bag
CP-609	3 Ply	76x267	10pcs/bag
CP-610	3 Ply	76x330	10pcs/bag
CP-611	3 Ply	133x185	10pcs/bag
CP-612	3 Ply	102x190	10pcs/bag
CP-613	4 Ply	125x254	10pcs/bag
CP-614	4 Ply	125x330	10pcs/bag
CP-615	4 Ply	197x228	5pcs/bag



Tire Mounting Paste



PART NO.	DESCRIPTION	SIZE
PRO-3003	WHITE/BLUE	3KG
PRO-3005	WHITE/BLUE	5KG

Rubber Cement




PART NO.	DESCRIPTION	SIZE
PRO-81000	WHITE/BLUE	32OZ/945ML
PRO-8250	WHITE/BLUE	8OZ/236ML

Euro Style Bias-Ply Patches

Each reinforcing ply is protected and encased in molded ply package making each unit strong while remaining flexible
Designed to vulcanize chemically or in low temperature systems



PART NO.	DESCRIPTION	SIZE(mm)	QUANTITY
CP-110	1Ply	85	20pcs/bag
CP-111	2 Ply	115	10pcs/bag
CP-112	2 Ply	135	10pcs/bag
CP-113	4 Ply	175	10pcs/bag
CP-114	6 Ply	215	10pcs/bag
CP-115	8 Ply	260	10pcs/bag
CP-116	10 Ply	300	5pcs/bag
CP-117	12 Ply	350	5pcs/bag
CP-118	12 Ply	400	5pcs/bag



Euro Style Radial Patches

Designed for chemical vulcanization
Flocking cord reinforced for strong flexible repair

PART NO.	DESCRIPTION	SIZE(mm)	QUANTITY
CP-75	1 Ply	55x75	20pcs/bag
CP-105	2 Ply	65x105	20pcs/bag
CP-125	2 Ply	80x125	10pcs/bag
CP-135	3 Ply	92x135	10pcs/bag
CP-155	3 Ply	92x155	10pcs/bag
CP-190	4 Ply	130x190	10pcs/bag
CP-215	4 Ply	125x215	10pcs/bag
CP-280	5 Ply	140x280	5pcs/bag
CP-340	5 Ply	140x340	5pcs/bag
CP-440	5 Ply	180x440	5pcs/bag
CP-570	9 Ply	180x570	5pcs/bag



String-type inserts

String-type inserts can be used in passenger or truck, radial or bias-ply tires. Made of a butyl rubber, these inserts are very strong, allowing easy insertion through steel belted radials. String-type inserts are temporary repairs, sealing by compression only. Use any closed eye needle, to install all other string-type inserts, use any end-slot needle (passenger length for 4" inserts; truck length for 8" inserts).

PART NO.	DESCRIPTION	DIA	LENGHT (inches)/(mm)	BOX QTY	CARTON QTY
SI-003	Brown string	Φ6mm	8 200	60	30
SI-004	Black string	Φ6mm	8 200	60	30

PART NO.	DESCRIPTION	DIA	LENGHT (inches)/(mm)	BOX QTY	CARTON QTY
SI-005	Brown string	Φ6mm	4 100	60	50
SI-006	Black string	Φ6mm	4 100	60	50

PART NO.	DESCRIPTION	DIA	LENGHT (inches)/(mm)	BOX QTY	CARTON QTY
SI-001	Brown string	Φ3.5mm	8 200	120	24
SI-002	Black string	Φ3.5mm	8 200	120	24





PART NO.	DESCRIPTION	DIA	LENGHT (inches)/(mm)	BOX QTY	CARTON QTY
SI-007	Brown string	Φ3.5mm	4 100	60	50
SI-008	Black string	Φ3.5mm	4 100	60	50

Lead-wire combination units

Leadwire combination units require no special wire pulling tools. Just insert the lead wire into the injury from the inside of the tire and pull the repair unit through from the outside. Both the stem and the repair unit are gum coated to provide the most complete bond, both through the injury and on the inner liner. The lead-wire combination units are black with gray vulcanizing gum and will vulcanize chemically or in a heat curing system.

PART NO.	LENGHT(mm)	DIA(mm)	BOX QTY	CASE QTY
CP-010	26	Φ4	60	36
CP-011	36	Φ4	24	36
CP-012	36	Φ6	24	36
CP-013	46	Φ6	24	36
CP-014	50	Φ9	24	27
CP-015	60	Φ6	24	27
CP-016	60	Φ9	24	27
CP-017	80x80	Φ12	24	12
CP-018	100x100	Φ14	24	12





AIR TOOLS

AIR CHUCKS

Clip-On Air Chuck, with Hose Barb



No.	Part No.	Description	Hose Barb Dia.D
1	EAC106-1	Open,Chrome Plated	6mm
2	EAC106-2	Closed,Chrome Plated	6mm
3	EAC106B-1	Open,Brass Finish	6mm
4	EAC108B-1	Open,Brass Finish	8mm
5	EAC108B-2	Closed,Brass Finish	8mm
6	EAC108-1	Open,Chrome Plated	8mm
7	EAC108-2	Closed,Chrome Plated	8mm

Brass ball foot air chuck, with 1/4" FPT



No.	Part No.	Description
1	EAC112-1	Brass
2	EAC112-2	Zinc

Brass ball foot air chuck, 1/4" FPT, whit clip



No.	Part No.	Description
1	EAC114-1	Brass
2	EAC114-2	Zinc

Brass ball foot air chuck, with 1/4" FPT



No.	Part No.	Description
1	EAC125-1	Acid Pickling
2	EAC125-2	Nickel Plated

Clip-on air chuck, with 1/4" FPT



No.	Part No.	Description
1	EAC114L-1	Acid Pickling
2	EAC114L-2	Nickel Plated

Thumb-lock air chuck



No.	Part No.	Description
1	EAC108T-1	6mm
2	EAC108T-2	8mm

Tube Deflators



EAC112-1



EAC112-2

No.	Part No.	Description
1	EAC112-1	Nickel Plated
2	EAC112-2	Acid Pickling



EAC128-1



EAC128-2

No.	Part No.	Description
1	EAC128-1	8mm
2	EAC128-2	8mm

Metal Valve Extension



PART NO.	DESCRIPTION
EAC501	Zinc-Alloy Head.chrome Plated,1/4"Female
EAC502	Zinc-Alloy Head.chrome Plated,1/8"Female
EAC503	Zinc-Alloy Head.chrome Plated,1/4"Female
EAC503L	Zinc-Alloy Head.chrome Plated,1/4"Female
EAC507	Zinc-Alloy Head.chrome Plated,5/16"Hose Barb
EAC508	Zinc-Alloy Head.chrome Plated,Japan Type Plugb
EAC509	Zinc-Alloy Head.chrome Plated,1/4",5/16"Hose Barb
EAC510	Zinc-Alloy Head.chrome Plated
EAC511	Chrome Plated,5/16" Hose Barb



PART NO.	DESCRIPTION
EAC511	1/4",5/16"Hose Barb
EAC429	With handle and hose coupling tailpiece diameter d=8mm, closed end
EAC512	1/4",5/16"Hose Barb
EAC513	5/16"Hose Barb
EAC515	5/16"Hose Barb
EAC516	Zinc-Alloy Head, Black, Chrome Plated,1/4"Female
EAC517	Zinc-Alloy Head, Black, Chrome Plated,1/4"Female



Female coupler

PART NO.	L	D	L1	SW	FT
EW-013-1	35.5	Φ9.9	15	16	1/4"PT
EW-013-2	37	Φ9.9	16.5	20	3/8"PT
EW-013-3	38.5	Φ9.9	18	25	1/2"PT



Female coupler

PART NO.	L	D	L1	SW	FT
EW-013-A	35.5	Φ9.9	15	16	1/4"PT
EW-013-B	37	Φ9.9	16.5	20	3/8"PT
EW-013-C	38.5	Φ9.9	18	25	1/2"PT



Male coupler

PART NO.	L	D	L1	SW	FT
EW-014-1	36	Φ9.9	10.5	14	1/4"PT
EW-014-2	37	Φ9.9	11	17	3/8"PT
EW-014-3	41	Φ9.9	13.5	21	1/2"PT



Male coupler

PART NO.	L	D	L1	SW	FT
EW-014-A	36	Φ9.9	10.5	14	1/4"PT
EW-014-B	37	Φ9.9	11	17	3/8"PT
EW-014-C	41	Φ9.9	13.5	21	1/2"PT



Coupler w/hose bar

PART NO.	L	D	L1	SW	FT
EW-015-1	40.5	Φ9.9	16	Φ13	Φ6.35
EW-015-2	42.5	Φ9.9	18	Φ13	Φ8
EW-015-3	45.5	Φ9.9	20	Φ13	Φ10



Coupler w/hose bar

PART NO.	L	D	L1	SW	FT
EW-015-A	40.5	Φ9.9	16	Φ13	Φ6.35
EW-015-B	42.5	Φ9.9	18	Φ13	Φ8
EW-015-C	45.5	Φ9.9	20	Φ13	Φ10



Coupler w/hose bar

PART NO.	L	D	L1	SW	FT
EW-007-1	56	Φ24	16	17	Φ6.35
EW-007-2	58	Φ24	18	17	Φ8
EW-007-3	60	Φ24	20	17	Φ10



Coupler w/hose bar

PART NO.	L	D	L1	SW	FT
EW-007-A	56	Φ24	16	17	Φ6.35
EW-007-B	58	Φ24	18	17	Φ8
EW-007-C	60	Φ24	20	17	Φ10



Male coupler

PART NO.	L	D	L1	SW	FT
EW-008-1	50.5	Φ24	10.5	17	1/4"PT
EW-008-2	51.5	Φ24	11	17	3/8"PT
EW-008-3	55	Φ24	13.5	21	1/2"PT



Male coupler

PART NO.	L	D	L1	SW	FT
EW-008-A	50.5	Φ24	10.5	17	1/4"PT
EW-008-B	51.5	Φ24	11	17	3/8"PT
EW-008-C	55	Φ24	13.5	21	1/2"PT



Female coupler

PART NO.	L	D	L1	SW	FT
EW-009-1	47.5	Φ24	15	17	1/4"PT
EW-009-2	48	Φ24	16.5	20	3/8"PT
EW-009-3	50.5	Φ24	18	25	1/2"PT



Female coupler

PART NO.	L	D	L1	SW	FT
EW-009-A	47.5	Φ24	15	17	1/4"PT
EW-009-B	48	Φ24	16.5	20	3/8"PT
EW-009-C	50.5	Φ24	18	25	1/2"PT



SK-04
5PC QUICK COUPLER (Milton type)
1pc-1/4" quick coupler
3pc-1/4" male plug
1pc-1/4" female plug



SK-05
5PC QUICK COUPLER (Automotive type)
1pc-1/4" quick coupler
3pc-1/4" male plug
1pc-1/4" female plug



SK-06
5PC QUICK COUPLER (Italian type)
1pc-1/4" quick coupler
3pc-1/4" male plug
1pc-1/4" female plug



SUV-1
SIZE:1/4",3/8",1/2"



SUV-4
SIZE:1/4",3/8",1/2"



SUV-6
SIZE:1/4",3/8",1/2"



SUV-2
SIZE:1/4",3/8",1/2"



SUV-5
SIZE:1/4",3/8",1/2"



SUV-7
SIZE:1/4",3/8",1/2"



SUV-8
SIZE:1/4",3/8",1/2"



SUV-9
SIZE:1/4",3/8",1/2"



SUV-10
SIZE:1/4",3/8",1/2"



SUV-11
SIZE:1/4",3/8",1/2"

PVC Air Hose



Made of PVC and polyester yarn reinforced, flexible and light weight, easy for using. High pressure resistance, oil and chemicals resistance. Colours available: yellow, blue, green, black, etc. Application: compressed air pipe and hydraulic system of equipment, mining and construction

The Method of Packing



A



B

The fitting of hose



A




B



C



D



E

A: 1/4" Solid male fitting
B: 1/4" Swivel female fitting
C: 1/4" Swivel male fitting

D: 1/4" body Plug
E: 1/4" body Coupler

AHC-20



PVC HOSE W/USA TYPE PLUG+ USA TYPE COUPLER


MODEL	Type	Hose dimension			Working pressure	Burst pressure	Fitting type
		I.D	O.D	Length			
	INCH	MM	MM	FEET	PSI	PSI	
AHC-20/A	1/4"	6	12	25	300	1200	D+E
AHC-20/B	1/4"	6	12	50	300	1200	D+E
AHC-20/C	5/16"	8	14	25	300	1200	D+E
AHC-20/D	5/16"	8	14	50	300	1200	D+E
AHC-20/E	3/8"	9.5	15.5	25	300	1200	D+E
AHC-20/F	3/8"	9.5	15.5	50	300	1200	D+E

AHC-42



PVC HOSE W/DOUBLE MALE FITTING +PROTECTIVE SLEEVE

MODEL	Type	Hose dimension			Working pressure	Burst pressure	Fitting type
		I.D	O.D	Length			
	INCH	MM	MM	FEET	PSI	PSI	
AHC-42A	5/16"	6	12	25	300	1200	A+A
AHC-42B	5/16"	6	12	50	300	1200	A+A
AHC-42C	5/16"	8	14	100	300	1200	A+A
AHC-42D	3/8"	8	14	25	300	1200	A+A
AHC-42E	3/8"	9.5	15.5	50	300	1200	A+A
AHC-42F	3/8"	9.5	15.5	100	300	1200	A+A



A: 1/4" Solid male fitting
 B: 1/4" Swivel male fitting + clamp lock
 I: 1/4" body Coupler + clamp lock
 J: 1/4" body plug + clamp lock
 K: 1/4" body coupler + spring lock
 L: 1/4" body plug + spring lock

AHC-01

AIR PECOIL HOSE W/USA TYPE COUPLER



MODEL	Hose dimension			Fitting type
	I.D	O.D	Length	
	MM	MM	FEET	
AHC-01/A	5	8	25	K+L(USA)
AHC-01/B	5	8	50	K+L(USA)
AHC-01/C	6.5	10	25	K+L(USA)
AHC-01/D	6.5	10	50	K+L(USA)
AHC-01/E	8	12	25	K+L(USA)
AHC-01/F	8	12	50	K+L(USA)

AHC-02

AIR PECOIL HOSE WITH JAPAN TYPE COUPLER



MODEL	Hose dimension			Fitting type
	I.D	O.D	Length	
	MM	MM	FEET	
AHC-02/A	5	8	25	K+H(JAPAN)
AHC-02/B	5	8	50	K+H(JAPAN)
AHC-02/C	6.5	10	25	K+H(JAPAN)
AHC-02/D	6.5	10	50	K+H(JAPAN)
AHC-02/E	8	12	25	K+H(JAPAN)
AHC-02/F	8	12	50	K+H(JAPAN)

AHC-04

AIR RECOIL HOSE W/DOUBLE 1/4"MALE SOLID FITTINGS



MODEL	Hose dimension			Fitting type
	I.D	O.D	Length	
	MM	MM	FEET	
AHC-04/A	5	8	25	A+A
AHC-04/B	5	8	50	A+A
AHC-04/C	6.5	10	25	A+A
AHC-04/D	6.5	10	50	A+A
AHC-04/E	8	12	25	A+A
AHC-04/F	8	12	50	A+A

Durable construction-made from high quality impact resistant polypropylene.
 Positive latching mechanism-automatically locks hose at desired length.
 Integral wall/overhead swivel bracket.
 PU and PVC hoses available.



MODEL	AHC-34-1	AHC-34-2	AHC-34-3	AHC-34-4
Hose Material	PU			
Hose Length(FT)	39FEET	39FEET	33FEET	33FEET
Hose Size	6.5x10mm	6.5x10mm	8x12mm	8x12mm
Air Inlet/Outlet	1/4"	1/4"	1/4"	1/4"
W.P./B.P.	200/600psi	300/900psi	200/600psi	300/900psi
Casing Material	PLASTIC	PLASTIC	PLASTIC	PLASTIC
Inner Packing Dim	30.5x18x32cm	30.5x18x32cm	30.5x18x32cm	30.5x18x32cm
G.W/N.W.	3.5/3kgs	3.5/3kgs	3.5/3kgs	3.5/3kgs
Outer Carton(cm)	76x32x34(4pcs)	76x32x34(4pcs)	76x32x34(4pcs)	76x32x34(4pcs)
G.W/N.W.	16/14 kgs	16/14 kgs	16/14 kgs	16/14 kgs
QTY/Container	1345pcs/20FT	1345pcs/20FT	1345pcs/20FT	1345pcs/20FT

Air Blow Gun



AGB-01 100mm nozzle
 AGB-01A 300mm nozzle
 AGB-05 100mm nozzle
 AGB-05A 300mm nozzle
 AGB-02 100mm nozzle
 AGB-02A 300mm nozzle
 AGB-03 100mm nozzle
 AGB-03A 300mm nozzle

Air Duster



DG-10-1+2+3 Air duster Nozzle:15mm, 50mm, 80mm
 DG-30-2 Air duster gun Nozzle:70mm
 WG-03 Washing gun Metal cup
 WG-04 Washing gun Metal cup

Air Compressors



Item No	Operating Voltage	Max Current	Max Pressure	Cylinder Diametre	Air Flow	Air Hose	Power Cord	Battery Clamp	Nozzle Adapters
EW-308	DC12V	14A	150PSI	30MM	35L/MIN	0.75M	3.5M	1PC	3PCS
EW-313	DC12V	20A	150PSI	30MM	60L/MIN	1M	3.5M	1PC	3PCS
EW-338	DC12V	14A	150PSI	30MM	35L/MIN	0.75M	3.5M	1PC	3PCS
EW-506A	DC12V	20A	150PSI	30MM	60L/MIN	1M	3.5M	1PC	3PCS



EB-053
Grit:#18,#23,#36
Size:6x65mm
Shank dia:6mm



EB-054
Grit:#18,#23,#36
Size:6x102mm
Shank dia:6mm



EB-055
Grit:#18,#23,#36
Size:6x170mm
Shank dia:8mm



EB-046
Grit:#18,#23,#36
Size:20x55mm
Shank dia:6mm



EB-047
Grit:#18,#23,#36
Size:20x55mm,25x102mm
Shank dia:3/8"-24



EB-048
Grit:#18,#23,#36
Size:50x35mm
Shank dia:6mm



EB-041
Grit:#18,#23,#36
Size:76x32x9.525mm, 102x38x14mm



EB-043
Grit:#18,#23,#36
Size:55x25mm
Connection:3/8"-24



EB-042
Grit:#18,#23,#36
Size:65x13mm
Hole size:Φ9.525mm




EB-044
Grit:#18,#23,#36
Siameter:50mm
Thickness:3.5, 5, 6, 7, 10, 13, 19mm
Connection:3/8"-24



EB-045
Grit:#18,#23,#36
Size:50x10mm
Hole size:Φ9.525mm



EB-061
Thread Size: 3/8"-24



EB-062
Thread Size: 3/8"-24



SHAPE GA&MA				
Tool number	Head diameter	Length of cut	Shank diameter	Total length
EB-0325	3mm	25mm	3mm	51mm
EB-0635	6mm	35mm	6mm	65mm
EB-0850	8mm	50mm	8mm	100mm
EB-0332	3mm	31.5mm	3.17mm	61.5mm
EB-0551	4.7mm	50.8mm	4.75mm	77mm
EB-0852	7.9mm	51.7mm	7.9mm	102.5mm

EW-306-1/4" Mini Air-Ratchet Wrench



Item Number	EW-306
Drive(In.)	1/4
Average Air Consumption(Cfm)	4
Speed-No Load(Rpm)	230
Max.torque(Ft.-Lbs)	24
Inlet Size(In)	1/4
Overall Length(In./Mm)	8.07/205
Weight(Lb./Kg)	1.26/0.57
Min.hose Size (In.)	42071
Working Pressure(Psi)	90
Reversible	Yes

EW-307-1/2" Mini Air-Ratchet Wrench



Item Number	EW-307
Drive(In.)	1/2
Average Air Consumption(Cfm)	4
Speed-No Load(Rpm)	150
Max.torque(Ft.-Lbs)	50
Inlet Size(In)	42008
Overall Length(In./Mm)	10.4/265
Weight(Lb./Kg)	2.49/1.13
Min.hose Size (In.)	42071
Working Pressure(Psi)	90
Reversible	Yes

EW-702-Air Die Grinder



Item Number	EW-702
Collet Size(In.)	1/8&1/4
Average Air Consumption(Cfm)	4
Speed-No Load(Rpm)	22000
Inlet Size(In)	1/4
Overall Length(In./Mm)	7/178
Weight(Lb./Kg)	1.23/0.56
Min.hose Size (In.)	3/8
Working Pressure(Psi)	90
Rear Exhaust	yes
Working Pressure(Psi)	90

EW-704-Air Angle Die Grinder



Item Number	EW-704
Collet Size(In.)	1/8&1/4
Average Air Consumption(Cfm)	4
Speed-No Load(Rpm)	20000
Inlet Size(In)	1/4
Overall Length(In./Mm)	6/153
Weight(Lb./Kg)	1.0/0.5
Min.hose Size (In.)	3/8
Working Pressure(Psi)	90
Rear Exhaust	Yes

EW-705-Mini Air Die Grinder



Item Number	EW-705
Collet Size(In.)	1/8&1/4
Average Air Consumption(Cfm)	4
Speed-No Load(Rpm)	25000
Inlet Size(In)	1/4
Overall Length(In./Mm)	5/120
Weight(Lb./Kg)	0.64/0.29
Min.hose Size (In.)	3/8
Working Pressure(Psi)	90
Min.hose Size (In.)	42071
Working Pressure(Psi)	90

EW-706-Air Die Grinder



Item Number	EW-706
Collet Size(In.)	1/8&1/4
Average Air Consumption(Cfm)	4
Speed-No Load(Rpm)	25000
Inlet Size(In)	1/4
Overall Length(In./Mm)	6/150
Weight(Lb./Kg)	0.79/0.36
Min.hose Size (In.)	3/8
Working Pressure(Psi)	90
Rear Exhaust	Yes

EW-505A-Air Da Sander With 5" Pad



Item Number	EW-505A
Dia.of Pad (in.)	5
Average Air Consumption(cfm)	4
Free Speed(rpm)	10000
Inlet Size(in.)	1/4
Self-Vacuum	no
Overall Length(in./Mm)	8/20.3
Weight(Lb./Kg)	2.14/0.97
Min. Hose Size(in.)	3/8
Working Pressure(psi)	90

EW-506B-Air Da Sander With 6" Pad



Item Number	EW-506B
Dia.of Pad (in.)	6
Average Air Consumption(cfm)	4
Free Speed(rpm)	10000
Inlet Size(in.)	1/4
Self-Vacuum	yes
Overall Length(in./Mm)	8/20.3
Weight(Lb./Kg)	2.14/0.97
Min. Hose Size(in.)	3/8
Working Pressure(psi)	90

EW-205-3/8" Reversible Air Drill(keyless)



Item Number	EW-205
Chuck Size(in.)	3/8" chuck & keyless
Average Air Consumption(cfm)	9
Free Speed (rpm)	2500
Drilling Ability(in./Min)	0.004~0.40/1~10
Air Inlet Thread Size(in.)	1/4
Working Pressure(psi)	90
Overall Length(in./Mm)	7.87/200
Weight(Lb./Kg)	2.38/1.08
Min. Hose Size (in.)	3/8

EW-402-190mm Air Hammer



Item Number	EW-402
Piston Stroke(in.)	2-5/8
Blow Per Minute(bpm)	3500
Average Air Consumption(cfm)	4
Inlet Size(in)	1/4
Overall Length(in./mm)	6.9/175
Weight(Lb./Kg)	3.15/1.43
Min. Hose Size (in.)	3/8
Working Pressure(psi)	90

EW-101-4" Roll Type Throttle Air Angle Grinder



Item Number	EW-101
Disc Dia(in.)	4
Average Air Consumption(cfm)	6
Speed-No Load(rpm)	10000
Inlet Size(in.)	1/4
Working Pressure(psi)	90
Overall Length(in./Mm)	8.56/225
Weight(Lb./Kg)	4/1.81
Min.hose Size (in.)	3/8

EW-203-3/8" Straight Air Drill



Item Number	EW-203
Chuck Size(in.)	3/8" chuck&key
Average Air Consumption(cfm)	4
Free Speed (rpm)	2500
Drilling Ability(in./Min)	0.004~0.40/1~10
Inlet Size(in.)	1/4
Working Pressure(psi)	90
Overall Length(in./Mm)	8.3/210
Weight(Lb./Kg)	1.91/0.87
Min.hose Size (in.)	3/8

TOOLS PACKAGE OPTIONS

- PAPER BOX
ACCESSORIES:
-1 pc-nipple
-1 set-hex key wrench
-1 pc-manual



TWIN HAMMER

- Twin hammer design.high torque output and balance
- Made by maraging steels, lightweight but durable, design for heavy duty
- Widely used for assembly line of household electrical appliances woodworking,motorbike etc.
- All models can change 2" lengthen anvil



Item	Square	Free Speed	Bolt Capacity	Max Torque	Air Inlet	Air Pressure	Anvil Length	Moment Bound	N.w	Qty/Ctn	Carton Size
12A01P	1/2"	8000r.p.m	16mm	660 n.m(486ft-lb)	1/4"	6-8kg/cm ²	1"	200-600 N.m	2.6kgs	10pcs	495x420x237mm
12A01B2	1/2"	8000r.p.m	16mm	660 n.m(486ft-lb)	1/4"	6-8kg/cm ²	1"	200-600 N.m	2.6kgs	10pcs	495x420x237mm
12A01B6	1/2"	8000r.p.m	16mm	660 n.m(486ft-lb)	1/4"	6-8kg/cm ²	1"	200-600N.m	2.6kgs	10pcs	495x420x237mm
12B01B2	1/2"	8000r.p.m	16mm	720 n.m(486ft-lb)	1/4"	6-8kg/cm ²	1"	200-700 N.m	2.7kgs	10pcs	495x420x237mm
12B01G2	1/2"	8000r.p.m	16mm	720 n.m(486ft-lb)	1/4"	6-8kg/cm ²	1"	200-700 N.m	2.7kgs	10pcs	495x420x237mm
12B01B6	1/2"	8000r.p.m	16mm	720 n.m(486ft-lb)	1/4"	6-8kg/cm ²	1"	200-700 N.m	2.7kgs	10pcs	495x420x237mm

- Twin hammer design. high torque output and balance
- Made by maraging steels,lightweight but durable, design for heavy duty.
- Used for assembly and repair for vehicle producing. woodworking machine etc.
- All models can change 36" lengthen anvil



Item	Square	Free Speed	Bolt Capacity	Max Torque	Air Inlet	Air Pressure	Anvil Length	Moment Bound	N.w	Qty/Ctn	Carton Size
34B01B6	3/4"	4600r.p.m	22mm	1200n.m(885ft-lb)	3/8"	6-8kg/cm ²	1.5"	500-1000N.m	1.8kg	4pcs	585x290x235mm
34A01B2	3/4"	4200r.p.m	30mm	1600n.m(1180ft-lb)	3/8"	6-8kg/cm ²	1.5"	500-1400N.m	7kg	4pcs	585x290x235mm
34A01B6	3/4"	4200r.p.m	30mm	1600n.m(1180ft-lb)	3/8"	6-8kg/cm ²	1.5"	500-1400N.m	7kg	4pcs	585x290x235mm
200C-01B2	3/4"	4200r.p.m	32mm	1800n.m(1327ft-lb)	3/8"	6-8kg/cm ²	1.5"	500-1600N.m	6.6kg	4pcs	585x290x235mm
200D01B2	3/4"	4200r.p.m	32mm	1800n.m(1327ft-lb)	3/8"	6-8kg/cm ²	1.5"	500-1600N.m	6.6kg	4pcs	585x290x235mm

PINLESS HAMMER

1" AIR IMPACT WRENCH

- Made by maraging steels, lightweight but durable, design for heavy duty.
- The design of pinless clutch and single hammer can keep high torque output and durable.
- Professionally used for disassembly tire of truck, bus etc. and working for tubular pil factory.
- All models can change 3" 6" anvil.

1" AIR IMPACT WRENCH

- Made by maraging steels, lightweight but durable, design for heavy duty.
- The design of pinless clutch and single hammer can keep high torque output and durable.
- Professionally used for automobile maintenance and disassembly of screw on heavy duty machine.
- All models can change 3" anvil.



45001P1-3 1" Side exhaust



45001P1 1" Side exhaust



45002P 1" Side exhaust



45001B2 1" Side exhaust



98806P 1" Side exhaust



98803P 1" Side exhaust



98802P 1" Side exhaust



98805P 1" Side exhaust

Item	Square	Free Speed	Bolt Capacity	Max Torque	Air Inlet	Air Pressure	Anvil Length	Moment Bound	N.w	Qty/Ctn	Carton Size
45001p-3	1"	3900r.p.m	38mm	2400n.m(1770ft-lb)	1/2"	8-10kg/cm ²	3"	1200-2200N.m	12.7kg	1pc	720x255x180mm
45001p	1"	3900r.p.m	38mm	2400n.m(1770ft-lb)	1/2"	8-10kg/cm ²	9"	1200-2200N.m	13.4kg	1pc	720x255x180mm
45002p	1"	3900r.p.m	38mm	2400n.m(1770ft-lb)	1/2"	8-10kg/cm ²	9"	1200-2200N.m	13.4kg	1pc	720x255x180mm
45001b2	1"	3900r.p.m	38mm	2400n.m(1770ft-lb)	1/2"	8-10kg/cm ²	9"	1200-2200N.m	13.4kg	1pc	720x255x180mm
98806p	1"	3200r.p.m	42mm	3200n.m(2360ft-lb)	1/2"	8-10kg/cm ²	9"	1500-3000N.w	16.1kg	1pc	720x255x180mm
98803p	1"	3200r.p.m	42mm	3200n.m(2360ft-lb)	1/2"	8-10kg/cm ²	9"	1500-3000N.w	16.1kg	1pc	720x255x180mm
98802p	1"	3200r.p.m	42mm	3200n.m(2360ft-lb)	1/2"	8-10kg/cm ²	9"	1500-3000N.w	16.1kg	1pc	720x255x180mm
98805p	1"	3200r.p.m	42mm	3200n.m(2360ft-lb)	1/2"	8-10kg/cm ²	9"	1500-3000N.w	16.1kg	1pc	720x255x180mm

TWIN HAMMER

1" AIR IMPACT WRENCH

Contents

- ◆ 1pc-1/2" air impact wrench
- ◆ 10pcs-1/2" air impact sockets: 9, 10, 11, 13, 14, 17, 19, 22, 24 and 27mm
- ◆ 1pc-1/2" Drive 5" extension bar
- ◆ 1pc-hex key wrench: 1 pc-nipple
- ◆ 1pc-blow mold case



12A01B2-B



12B01B2-B



12A01P-B



12B01G2-B



12A01B6-B



12B01B6-B

Item	Square	Free Speed	Bolt Capacity	Max Torque	Air Inlet	Air Pressure	Anvil Length	Moment Bound	N.w	Qty/Ctn	Carton Size
12A01P-B	1/2"	8000r.p.m	16mm	660 n.m(486ft-lb)	1/4"	6-8kg/cm ²	1"	200-500N.m	2.6kg	7pcs	620x270x250mm
12B01B2-B	1/2"	8000r.p.m	16mm	720 n.m(531ft-lb)	1/4"	6-8kg/cm ²	1"	200-700N.m	2.7kg	6pcs	515x335x290mm
12A01B6-B	1/2"	8000r.p.m	16mm	660 n.m(486ft-lb)	1/4"	6-8kg/cm ²	1"	200-500N.m	2.6kg	7pcs	620x270x250mm
12B01G2-B	1/2"	8000r.p.m	16mm	720 n.m(531ft-lb)	1/4"	6-8kg/cm ²	1"	200-700N.m	2.7kg	6pcs	515x335x290mm
12B01B6-B	1/2"	8000r.p.m	16mm	660 n.m(486ft-lb)	1/4"	6-8kg/cm ²	1"	200-700N.m	2.6kg	6pcs	515x335x290mm
12A01B2	1/2"	8000r.p.m	16mm	720 n.m(531ft-lb)	1/4"	6-8kg/cm ²	1"	200-500N.m	2.7kg	7pcs	620x270x250mm

1" AIR IMPACT WRENCH

Contents

- ◆ 1pc-1/2" air impact wrench
- ◆ 10pcs-1/2" air impact sockets: 9, 10, 11, 13, 14, 17, 19, 22, 24 and 27mm
- ◆ 1pc-1/2" Drive 5" extension bar
- ◆ 1pc-hex key wrench: 1 pc-nipple
- ◆ 1pc-blow mold case



34A01B2-B



34A01B6-B



34B01B6-B

Item	Square	Free Speed	Bolt Capacity	Max Torque	Air Inlet	Air Pressure	Anvil Length	Moment Bound	N.w	Qty/Ctn	Carton Size
34A01B2-B	3/4"	4200r.p.m	30mm	1600n.m(1180ft-lb)	3/8"	6-8kg/cm ²	2"	500-1300N.m	7.1kg	3pcs	350x330x270mm
34A01B6-B	3/4"	4200r.p.m	30mm	1600n.m(1180ft-lb)	3/8"	6-8kg/cm ²	2"	500-1300N.m	7.1kg	3pcs	350x330x270mm
34B01B6-B	3/4"	4600r.p.m	22mm	1200n.m(885ft-lb)	3/8"	6-8kg/cm ²	1.5"	500-1000N.m	4.8kg	3pcs	350x330x270mm

TWIN HAMMER

1" AIR IMPACT WRENCH SET



Model: 45002P-B

Contents
 1pc-1"air impact wrench 45002P
 2pc-1"air impact socket: 38 and 41 mm
 1pc-blow mold case
 1pc—hex key wrench
 1pc-nipple
 GW: 1 9kgs
 Qty/Ctn: 1 pcs
 Carton Measurement: 730x260x1 90mm



Model: 98806 P-B

Contents
 1pc-1" air impact wrench 98806P
 2pc-1" -air impact socket: 38 and 41 mm
 1pc-blow mold case
 1pc—hex key wrench
 1pc—nipple
 GW: 21.5kgs
 Qty/Ctn:1 pcs
 Carton Measurement:730x260x190mm

Item	Square	Free Speed	Bolt Capacity	Max Torque	Air Inlet	Air Pressure	Anvil Length	Moment Bound	N.w	Qty/Ctn	Carton Size
45003p-8 45002p-8	1"	3900r.p.m	38mm	2400n.m (1770ft-lb)	1/2"	8-10kg/cm ²	9"	1200-2000N.m	13.4kg	1pcs	665x290x165mm
98806p-b	1"	3200r.p.m	42mm	3200n.m (2360ft-lb)	1/2"	8-10kg/cm ²	9"	1500-3000N.w	16.1kg	1pcs	740x230x180mm

AIR DIE GRINDER

EW-906-Air Ratchet Wrench Kit



Model	Contents
EW-906	EW-702 Air Die Grinder
	1pc Collet
	10pcs Mounted Stones
	1pc Allin Wrench
	1pc Blow Mold Case

EW-907-Air Die Grinder Kit



Model	Contents
EW-907	EW-706 Air Die Grinder
	1pc Collet
	10pcs Mounted Stones
	1pc Quick Fitting
	2pcs Allen Wrench
	1pc Vlow Nold Case
	1pc 1/4"X3"L Extension Bar
	1pc Oil Pot

EW-917-Air Die Grinder & Cut-off Tool Kit



Model	Contents
EW-917	1PC Micro Air Grinder
	1PC Mini Olier
	1PC Oil Pot
	2PCS Hand Wrenches
	1PC Femalde Nipple
	1PC Blow Mold Case
	10PCS Mounted Stones

EW-923-Air Angle Die Grinder



Model	Contents
EW-923	contents
	EW-704 air die grinder
	1pc collet
	10pcs mounted stones
	1pc quick fitting
	2pcs allen wrench
	1pc blow mold case

Dr. 90mm Air Impact Socket



Phosphate Finish Powder Coating Finish Electroplating Finish

Dr. 80mm Impact Socket



Phosphate Finish Phosphate Coating Finish Electroplating Finish

Cold Forged CRMO Steel.
 Electroplating Finish.
 Suitable For 1" Dr. Type of Air Impact Tools.



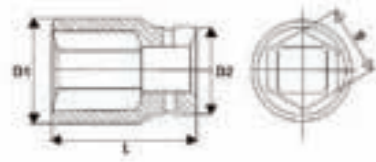
MODEL	SIZE(mm)	D1 (mm)	D2(mm)	L(mm)
9001017	17	30	45	90
9001017SQ	17SQ	36	46	90
9001018	18	31	46	90
9001019	19	31	46	90
9001019SQ	19SQ	38	46	90
9001020	20	34	46	90
9001021	21	36	46	90
9001021SQ	21SQ	40	46	90
9001022	22	38	46	90
9001022SQ	22SQ	43	46	90
9001023	23	40	48	90
9001024	24	41	48	90
9001025	25	42	48	90
9001026	26	42	48	90
9001027	27	43	48	90
9001028	28	45	48	90
9001029	29	46	48	90
9001030	30	48	48	90
9001031	31	49	49	90
9001032	32	50	49	90
9001033	33	51	50	90
9001034	34	51	50	90
9001035	35	52	50	90
9001036	36	53	50	90
9001037	37	55	50	90
9001038	38	57	50	90
9001039	39	57	52	90
9001040	40	57	52	90
9001041	41	58	53	90

MODEL	SIZE(mm)	D1 (mm)	D2(mm)	L(mm)
8001017	17	30	45	80
8001017SQ	17SQ	36	46	80
8001018	18	31	46	80
8001019	19	31	46	80
8001019SQ	19SQ	38	46	80
8001020	20	34	46	80
8001021	21	36	46	80
8001021SQ	21SQ	40	46	80
8001022	22	38	46	80
8001022SQ	22SQ	43	46	80
8001023	23	40	48	80
8001024	24	41	48	80
8001025	25	42	48	80
8001026	26	42	48	80
8001027	27	43	48	80
8001028	28	45	48	80
8001029	29	46	48	80
8001030	30	48	48	80
8001031	31	49	49	80
8001032	32	50	49	80
8001033	33	51	50	80
8001034	34	51	50	80
8001035	35	52	50	80
8001036	36	53	50	80
8001037	37	55	50	80
8001038	38	57	50	80
8001039	39	57	52	80
8001040	40	57	52	80
8001041	41	58	53	80

Dr. 80mm Air Impact Socket



Phosphate Finish



MODEL	SIZE(mm)	D1 (mm)	D2(mm)	L(mm)
8034017	17	32	40	80
8034017SQ	17SQ	37	40	80
8034018	18	33	40	80
8034019	19	33	40	80
8034019SQ	19SQ	38	40	80
8034020	20	35	40	80
8034021	21	35	40	80
8003421SQ	21SQ	42	40	80
8034022	22	36	40	80
8034022SQ	22SQ	44	40	80
8034023	23	38	40	80
8034024	24	40	40	80
8034025	25	40	40	80
8034026	26	40	40	80
8034027	27	42	40	80
8034028	28	44	40	80
8034029	29	45	40	80
8034030	30	45	40	80
8034031	31	46	40	80
8034032	32	48	40	80
8034033	33	50	40	80
8034034	34	50	42	80
8034035	35	52	43	80
8034036	36	52	43	80
8034037	37	55	43	80
8034038	38	55	43	80
8034039	39	56	43	80
8034040	40	56	43	80
8034041	41	57	43	80

3/4" Dr. 56mm Air Impact Socket



Phosphate Finish



Phowder Coating Finish

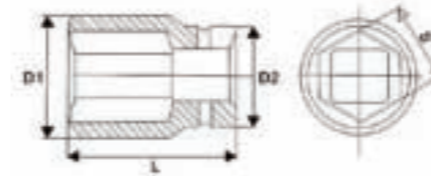


Electroplating Finish

Cold Forged CRMO Steel.
Electroplating Finish.
Suitable For 3/4" Dr. Type of Air Impact Tools.

MODEL	SIZE(mm)	D1 (mm)	D2(mm)	L(mm)
5634017	17	31	36	56
5634018	18	31	36	56
5634019	19	33	36	56
5634020	20	33	36	56
5634021	21	33	37	56
5634022	22	34	37	56
5634023	23	36	37	56
5634024	24	37	37	56
5634025	25	38	38	56
5634026	26	39	38	56
5634027	27	40	38	56
5634028	28	41	39	56
5634029	29	41	39	56
5634030	30	43	39	56
5634031	31	44	41	56
5634032	32	45	41	56
5634033	33	47	41	56
5634034	34	47	41	56
5634035	35	49	41	56
5634036	36	50	43	56
5634037	37	50	43	56
5634038	38	52	43	56
5634039	39	54	43	56
5634040	40	54	43	56
5634041	41	56	43	56

1/2" Dr.38mm Length Impact Socket



MODEL	SIZE(mm)	D1(mm)	D2(mm)	L(mm)
1238008	80	16	23	38
1238009	9	16	23	38
1238010	10	17	23	38
1238011	11	20	23	38
1238012	12	20	23	38
1238013	13	20	23	38
1238014	14	21	23	38
1238015	15	23	23	38
1238016	16	23	23	38
1238017	17	25	25	38
1238018	18	27	27	38
1238019	19	27	27	38
1238020	20	29	29	38
1238021	21	29	29	38
1238022	22	31	29	38
1238023	23	33	30	38
1238024	24	33	30	38
1238025	25	35	31	38
1238026	26	37	31	38
1238027	27	37	31	38
1238028	28	39	31	38
1238029	29	40	31	38
1238030	30	41	31	38
1238031	31	42	31	38
1238032	32	43	31	38
1238034	34	46	34	38
1238036	36	49	34	38

1/2" Dr.78mm Length Impact Socket



Cold Forged CRMO Steel.
Phosphate Finish, Add Corrosion resistance.
Suitable For 1/2" Dr. Type of Air Impact Tools.

MODEL	SIZE(mm)	D1(mm)	D2(mm)	L(mm)
1278008	8	14	23	78
1278009	9	15	23	78
1278010	10	16	23	78
1278011	11	18	23	78
1278012	12	19	23	79
1278013	13	20	23	78
1278014	14	21	23	78
1278015	15	22	23	78
1278016	16	23	23	78
1278017	17	25	24	78
1278018	18	26	24	79
1278019	19	27	24	78
1278020	20	28	27	78
1278021	21	29	27	78
1278022	22	31	27	78
1278023	23	32	29	78
1278024	24	33	29	79
1278025	25	35	29	78
1278026	26	36	29	78
1278027	27	37	29	78
1278028	28	39	29	78
1278029	29	39	29	78
1278030	30	41	30	79
1278031	31	41	30	78
1278032	32	43	30	78
1278034	34	46	34	78

VALVE TOOLS



Valve Core Tools

PART NO.	DESCRIPTION
VT-003	2 in 1 Valves Stem Tool
VT-007	Valve Core Tool Long
VT-008	Double-head Valve Core Tool For Standard and Large Bore
VT-009	Double-head Valve Core Tool
VT-010A	Valve Core Tool Short
VT-010B	Valve Core Tool Long
VT-011	Valve Core Tool Short
VT-014	Valve Core Tool
VT-015A	Rubber Straight Handle Valve Core Tool
VT-015B	Valve Core Extractor
VT-015C	Rubber Straight Handle Valve Core Tool with Cap
VT-015D	Rubber Straight Handle Valve Core Tool
VT-020	Aluminum Handle Valve Core Tool
VT-025	2 in 1 Valve Core Tool with Cilp
VT-027	Double Head Aluminum Handle Valve Core Tool
VT-028	Double Head Valve Core Tool With Magnet
VT-029A	Aluminum Handle Valve Core Tool with Magnet Long
VT-029B	Aluminum Handle Valve Core Tool with Magnet Short
VT-031	Torque Valve Core Tool for TPMS Valve




All-Purpose Valve Tools

PART NO.	DESCRIPTION
VT-001	4-Way Valve Stem Tool Standard
VT-001L	4-Way Valve Stem Tool Large
VT-002	Multi-Use Valve Stem Tool
VT-004	4-Way Valve Stem Tool Black
VT-005	4-Way Valve Stem Tool Black
VT-006	4-Way Valve Stem Tool Black



WORK SHOP TOOLS



Valve Installation Tools

Part NO.	DESCRIPTION
VT-009	Hexagonal Screwdriver
VT-016	Chain Type Valve Fishing Tool
VT-017	Valve Fishing Tool
VT-018	3 in 1 Valve Fishing Tool Long
VT-019	3 in 1 Valve Fishing Tool Short
VT-021	Heavy Duty Valve Stem Tool
VT-022	Heavy Duty Valve Stem Tool with Rubber Protector
VT-023	Heavy Duty Valve Stem Tool with Plastic Protector
VT-024	Heavy Duty Valve Stem Tool
VT-026A	2 in 1 Plastic Handle Valve Stem Tool
VT-026B	Plastic Handle Valve Stem Tool with Rubber Head
VT-012	2 in 1 Valve Stem Tool with Rubber Extender
VT-013	Valve Stem Pliers



Clip-On Wheel Weight Pliers

Part NO.	DESCRIPTION
EHG001A	Forge Wheel Weight Pliers Nickel Plating
EHG-001B	Forge Wheel Weight Pliers Black
EHG-001C	Forge Wheel Weight Pliers
EHG-002	Forge Wheel Weight Pliers Nickel Plating
EHG-003	Wheel Weight Pliers
EHG-034	Heavy-Duty Wheel Weight Pliers
EHG-001AC	Plastic Cap For Forge Weight Pliers
EHG-003AC	Cap Accessories for EHG-003

Adhesive Wheel Weight Tools

A high-impact plastic chisel designed to remove adhesive wheel weights quickly without damaging expensive. Simply pry the weight off with a light tap of a hammer. The edge can be re-sharpened for extended use

Part NO.	DESCRIPTION
EHG-031A	Adhesive wheel weight removal tool Big handle
EHG-031B	Adhesive wheel weight removal tool Small handle

Wheel Weight Hammer

Part NO.	DESCRIPTION
EHG-014	Non-Lead Clip-on Truck Wheel weight Hammer
EHG-015	Non-Lead Clip-on Truck Wheel weight Hammer
EHG-033	Dead Blow Hammer 240Z(1-1/2LB)



Stitchers

Part NO.	Roller dia(mm)	Thickness(mm)
RT-008A/B/C/D	38	3/4/5/6
RT-009	50	6
RT-018	38	42
RT-021A/B/C/D/E/F	38	2/2.5/3/4/5/6
RT-020	2 in 1 Metal Tire Stitcher 150mm*30mm	

Scrapers

Part NO.	DESCRIPTION
RT-010	Hoe Style Inner Liner Scraper
RT-011	Blade Style Inner Liner Scraper

Skiving Knives

Part NO.	DESCRIPTION
RT-016A	X2T Taper skiving knife
RT-016B	X1YX Extre curve sharp skiving knife
RT-016C	X3N round point flexible blade skiving knife

Applicators

Part NO.	DESCRIBE	HEAD DIA (mm)	Hair Length (mm)	Pole dia (mm)	Pole Length (mm)
RT-074A-2	2#	19.5	38	9	160
RT-074A-4	4#	24	38	10	160
RT-074A-6	6#	29.5	38	10.5	160
RT-074A-8	8#	35	38	13	162
RT-074A-10	10#	38	44	16.5	170
RT-074A-12	12#	43	44	17	170
RT-074A-14	14#	48	44	18	180
RT-074A-16	16#	54.5	44	19.5	180
RT-074A-20	20#	65	51	21.5	185
RT-074A-22	22#	69.5	51	21.5	185
RT-045	Large	46	45	28	390
RT-075	Cotton Tire Swab				

Crayons And Holders

Part NO.	DESCRIPTION
RT-006	Tire Crayon Holder
RT-002W	White Color Tire Crayons
RT-002Y	Yellow Color Tire Crayons

Part NO.	DESCRIPTION
RT-035A	Plastic PCD Gauge
RT-041	Tire Mounting Protector




WORK SHOP TOOLS

TIRE REPAIR TOOLS

www.cneverwinner.com

Cross Wrench



Part NO.	DESCRIPTION
EW-001	Forged Cross Wrench With Steel Pad 17mm,19mm,21mm&Free 1/2"Bar
EW-002	Forged Cross Wrench 17mm,19mm,21mm&23mm
EW-004	Forged Cross Wrench With Steel Pad 17mm,19mm,21mm&23mm
EW-008	Forged Cross Wrench With ABS Pad 17mm,19mm,21mm&23mm
EW-011	Foldable Cross Wrench 17mm,19mm,21mm&23mm
EW-012	L Style Wrench With Two Socket,17mm/19mm&21mm/23mm





Labor Saving Wrench



Part No.	Socket	Gear Ratio	Max Safe Output Torque	Meas	G.W./N.W.	Main material
EW-3200	two socket 32#&33#	1:64(1:3.8)	3800NM	41x36x24.5CM	36/32KG	40Cr
EW-18	three socket 17#,19#&21#	1:16	320NM	33.5x28.5x22CM	9.7/6.8KG	40Cr
EW-58A	two socket 32#&33#	1:55.7	3200NM	37x37x21CM	31.5/28KG	40Cr
EW-68C	two socket 32#&33#	1:64	3800NM	41x37x24.5CM	34/30KG	40Cr
EW-78A	two socket 32#&33#	1:78	4200NM	45x38x24CM	11.6/9.7KG	40Cr
SOCKET-10	17#, 19#, 21#, 22#, 24#, 27 #, 30 # 32 #, 33 #, 36 #	/	/	35x34.5x26CM	7.5/7KG	40Cr

TIRE REPAIR TOOLS



Part NO.	DESCRIPTION
TRK-002	1pc power T-handle screw probe tools/1pc power T-handle plugger/1pc 12ml rubber cement/5pcs 4" black string
TRK-004	1pc pistol handle probe tool/1pc pistol handle plug insert tool/1pc 12ml rubber cement/5pcs 4" black string
TRK-006	1pc pistol handle probe tool/1pc pistol handle plug insert tool/5pcs 4" black string
TRK-008	1pc power T-handle plugger/1pc screw probe needle/1pc replacement tool
TRK-009	50pcs 4" black string
TRK-010	1pc metal T-handle screw probe tools/1pc metal T-handle plugger/1pc 12ml rubber cement/5pcs 4" black string
TRK-011	1pc metal T-handle screw probe tools/1pc metal T-handle plugger/1pc L-type wrench/5pcs 4" black string

WORK SHOP TOOLS

TIRE REPAIR KITS

www.cneverwinner.com



TRKE-046
 42PCS EMERGENCY TIRE REPAIR KIT
 1PC Zinc-Alloy T-handle Tire Seal Insertion Tool
 1PC Zinc-Alloy T-handle Spiral Probe Tool
 10PCS 8"(200mm)Self-vulcanization Plugs
 10PCS 4"(100mm)Self-vulcanization Plugs
 1PC Small Pencil Type Pressure Gauge(10-50psi)
 1PC 4-Way Valve Stem Tool
 4PCS Standard Valve Cores
 4PCS Brass Hex Valve Caps
 4PCS Plastic Valve Caps
 2PCS L-type Hex Tools
 1PC Plastic Storage Box
 1PC Lube
 1PC Knife
 1PC Blow Mould Case



TRKE-003C
 25PCS EMERGENCY TIRE REPAIR KIT
 1PC Small Heavy-duty T-handle Insert Tool
 1PC Small Heavy-duty T-handle Rasp Tool
 1PC L-type Hex Tool
 20PCS 4"(100mm)Self-vulcanization Plugs
 1PC Knife
 1PC Blow Mould Case



TRKE-003C
 25PCS EMERGENCY TIRE REPAIR KIT
 1PC Plastic T-handle Insert Tool
 1PC Plastic T-handle Rasp Tool
 1PC L-type Hex Tool
 20PCS 4"(100mm)Self-vulcanization Plugs
 1PC Knife
 1PC Blow Mould Case



TRKE-003B
 25PCS EMERGENCY TIRE REPAIR KIT
 1PC Small Heavy-duty T-handle Insert Tool With Handle Coated
 1PC Small Heavy-duty T-handle Rasp Tool With Handle Coated
 1PC L-type Hex Tool
 20PCS 4"(100mm)Self-vulcanization Plugs
 1PC Knife
 1PC Blow Mould Case



TRKE-005
 29PCS EMERGENCY TIRE REPAIR KIT
 1PC Plastic T-handle Insert Tool
 1PC Plastic T-handle Reamer
 20PCS 4"(100mm)Self-vulcanization Plugs
 1PC Pencil Tire Pressure Gauge 10-100psi
 1PC 12ml Rubber Cement
 1PC Metal Buffing Tool
 2PCS Patches
 1PC Knife
 1PC Plastic Storage Bos



TRKE-001
 27PCS EMERGENCY TIRE REPAIR KIT
 1PC Zinc-Alloy T-handle Tire Seal Insertion Tool
 1PC Zinc-Alloy T-handle Spiral Probe Tool
 20PCS 8"(200mm)Self-vulcanization Plugs
 2PCS L-type Hex Tools
 1PC Lube
 1PC Knife
 1PC Blow Mould Case



TRKE-004A
 28PCS EMERGENCY TIRE REPAIR KIT
 1PC Heavy-duty T-handle Insert Tool
 1PC Heavy-duty T-handle Rasp Tool
 1PC Square Insert Needle
 2PCS L-Type Hex Tool
 20PCS 4"(100mm)Self-vulcanization Plugs
 1PC Knife
 1PC Lube
 1PC Blow Mould Case



TIRE REPAIR KITS



15PCS TIRE REPAIR TOOLS KITS
 EWTR-10
 1PC-Small Plastic Box
 1PC-Keychain Pencil Gauge
 1PC-4-Way Tool
 4PCS-Plastic Caps
 4PCS-Chrome Hex Caps
 4PCS-Valve Cores



36PCS TIRE REPAIR TOOLS KITS
 EWTR-11
 1PC-Scredriver reamer
 1PC-Scredriver Plugger
 3PCS-Repair String
 1PC-12ml Rubber Cement
 1PC-Anodize Pencil Gauge
 4PCS-Plastic Caps
 4PCS-Chrome Hex Caps
 4PCS-1-3/4" Plastic Valve Extenders
 1PC-4-Way Tool
 4PCS-Valve Cores
 10PCS-1-1/4" Round Patches
 1PC-Metal Scuffer
 1PCS-Plastic Box



36PCS TIRE REPAIR TOOLS KITS
 EWTR-12
 1PC-Dual Head Gauge
 2PC-418 Tubless Valve
 8PC-Plastic Caps
 1PC-T-Handle Reamer
 1PC-T-Handle Plugger
 2PC-2-1/2" Round Patches
 1PC-Metal Scuffer
 1PC-Air Chuck
 8PCS-1-3/4" Plastic Valve Extenders
 1PC-Valve Core Remover(Screwdriver Type)
 2PCS-413 Tubless Valve
 8PCS-Chrome Hex Caps
 8PCS-Valve Cores
 4PCS-Ball Needles
 15PCS-1-1/4" Round Patches
 2PCS-2-1-2"x4-1/2" Patch
 20PCS-4" String
 1PC-12ml Rubber Cement
 1PCS-Plastic Box



EW-Z902

Description	
Product Size:	8PCS
Master Carton Qty:	120/240PCS
Master Carton Size:	53x31x37cm
G.W/N.W:	9/7.8kg



EW-Z906

Description	
Product Size:	13PCS
Master Carton Qty:	36/144PCS
Master Carton Size:	45x35x57cm
G.W/N.W:	16/15kg



EW-988



EW-989

EW-989-B



TIRE REPAIR TOOLS

www.cneverwinner.com

Impact Bead Breaker



PART NO.	DESCRIPTION
TL-01/02/03/04/05	12"/16"/18"/20"/25"

Tire Mount/Demount Tools



Bead Seater Tanks



Part NO.	Capacity	N.W.	G.W.	Certifiet
EHG-039-5	5 Gallon	12kgs	13kgs	CE/ASME
EHG-039-10	10 Gallon	17kgs	18kgs	CE/ASME

Filter Regulator



Model	AFC1500	AFC2000	BFC2000	BFC3000	BFC4000
Port Size G	1/8"	1/4"	1/4"	3/8"	1/2"
Working Medium	air				
Pressure Range	0.05-0.85Mpa				
Applicable Temperature	-10~60°C				
Recommended Lubricating Oil	ISO VG32				
Filter Precision	Standard:5µm				
Type of valve	Overflow type				



TIRE GAUGES

Tread Depth Gauges



Part NO.	DESCRIPTION
RT-012A	Plastic Tread Depth Gauge White Scale Bar
RT-012C	Aluminium Tread Depth Gauge White Scale Bar
RT-013A	Stainless Steel Tread Depth Gauge
RT-013B	Stainless Steel Tread Depth Gauge
RT-014	OTR Tread Depth Gauge,32NDS /0-192MM
RT-046	Digital Tread Depth Gauge
RT-047	Dial Tread Depth Gauge
RT-048	OTR Tread Depth Gauge
RT-077	Plastic Tread depth Gange with Key Ring
RT-078	Rim Width Caliper

Tire Pressure Gauges



ECG-001
Metal head, calibrated:
10-60psi
scales selection
(bar,kpa,kg/cm²,psi)

ECG-002
Metal head, calibrated:
10-60psi
scales selection
(bar,kpa,kg/cm²,psi)

ECG-010
40mm dial with rubber cover
10-60psi
scales selection
(bar, kpa, kg/cm², psi)

ECG-004
Angled air gauge
10-60psi
scales selection
(bar, kpa, kg/cm², psi)

ECG-003
Dual-head chuck,metal body
w/protective rubber casing
calibrated 0-160psi

ECG-005
Dual-head chuck,Metal body,
flexible hose
calibrated 0-160psi
scales selection
(bar, kpa, kg/cm²,psi)

ECG-008A (High quality tire inflation gun)
Mechanical gauge
Calibration:0-170psi 12 bar
First-Class Gauge(accuracy±1psi)
1.Clear digital reading display,high-precision measure
2.Advanced and unique ceramic sensor element
3.Reliable electric design
4.Durable engineering plastic
5.Auotomtical shut-off
6.Inflate and deflate quickly when matched with our
paented multi-function coupler

ECG-008B (High quality tire inflation gun)
Digital gauge
Calibration:0-170psi 12 bar
1.Ceramic sensor
1.Firste-class meter with clear point reading
and high-precision measure
2.Durable engineering plastic
3.Inflate and deflate quickly when matched with
our patented multi-function coupler

TIRE GAUGES

www.cneverwinner.com

Digital Tire Gauges



DTG-001

Digital Tyre Pressure Gauge
Pressure range:3-100psi, 0.20-6.90bar, 20-700kpa, 0.2-7.05kgf/cm²
Pressure unit: psi,bar, kpa,kgf/cm² (optional)
Resolution:0.5psi/0.05bar
Back-Lit LCD and light on gauge's head (optional)
Power:4xAG13 battery
Auto shut off
Accuracy:±1.5 psi F.S.



DTG-005

Digital Tyre Pressure Gauge
Pressure range:3-100psi,0.20-6.90bar, 20-700kpa, 0.2-7.05kgf/cm²
Pressure unit: psi,bar,kpa,kgf/cm²(optional)
Resolution:0.5psi/0.05bar
Power:CR2032 3V lithium coin cell
On/off key
Auto shut off
Keyring
Accuracy:±1 psi



DTG-006

Digital Tyre Pressure Gauge
Pressure range:3-100psi,0.20-6.90bar
Tire tread depth range:0-15.8mm
Pressure unit: psi/bar
Resolution:0.5psi/0.05bar
Power:CR2032 3V lithium coin cell
On/off key
Auto shut off
Keyring
Accuracy:±1 psi F.S. +0.5psi ±±0.3mm



DTG-008

Digital Tyre Pressure Gauge
Pressure range:3-100psi,0.20-6.90bar, 20-700kpa,0.2-7.05kgf/cm²
Pressure unit: psi,bar, kpa,kgf/cm²(optional)
Resolution:0.5psi/0.05bar
Power:CR2032 3V lithium coin cell
On/off key
Auto shut off
Accuracy:±1 psi



DTG-007

Digital Tyre Pressure Gauge
Pressure range:3-100psi,0.20-6.90bar, 20-700kpa,0.2-7.05kgf/cm²
Pressure unit: psi,bar, kpa,kgf/cm²(optional)
Resolution:0.5psi/0.05bar
Power:CR2032 3V lithium coin cell
On/off key
Auto shut off
Keyring
Accuracy:±1 psi



DTG-010

Digital Tyre Pressure Gauge
Pressure range:3-100psi,0.20-6.90bar, 20-700kpa,0.2-7.05kgf/cm²
Pressure unit: psi,bar, kpa,kgf/cm²(optional)
Resolution:0.5psi/0.05bar
Power:CR2032 3V lithium coin cell
On/off key
Auto shut off
Accuracy:±1 psi



DTG-003

Digital Tyre Pressure Gauge
Pressure range:3-100psi,0.20-6.90bar,20-700kpa, 0.2-7.05kgf/cm²
Pressure unit: psi,bar,kpa,kgf/cm²(optional)
Resolution:0.5psi/0.05bar
Back-Lit LCD and light on gauge's head for easy use in dark condition
Power:CR2032 3V lithium coin cell,3xAG13 battery
On/off key
Auto shut off
Accuracy:±1.5 psi F.S.



DTG-004

Digital Tyre Pressure Gauge
Pressure range:3-100psi,0.20-6.90bar,20-700kpa,0.2-7.05kgf/cm²
Pressure unit: psi,bar,kpa,kgf/cm²(optional)
Resolution:0.5psi/0.05bar
Power:CR2032 3V lithium coin cell
On/off key
Auto shut off
Accuracy:±1 psi



DTG-009

Digital Tyre Pressure Gauge
Flashlight, Emergency life hammer, Seatbelt cutter
Pressure range:3-100psi, 0.20-6.90bar, 20-700kpa, 0.2-7.05kgf/cm²
Pressure unit: psi,bar, kpa,kgf/cm²(optional)
Resolution:0.5psi/0.05bar
Power:CR2032 3V lithium coin cell(included)
On/off key
Auto shut off
Accuracy:±1 psi



TIRE GAUGES

Tire Pressure Gauges



ECG-024



ECG-034



ECG-031



ECG-028



ECG-016



ECG-009



ECG-023



ECG-013

Tire Inflator Gauges

Gauges with long rubber chuck
Dial scale can be made as buyer's opinion(psi/bar/kpa)
Can be used in testing pressure and inflating air
Long hose and chuck can fit to the most size of tires
Customized logo printed is available



ECG-019A




ECG-019B

PART #	DESCRIPTION
ECG-034	Brass clamp chuck with hose, 1/4" coupler
ECG-024	Brass clamp chuck with hose, 1/4" coupler
ECG-028	Long chuck with hose, 1/4" coupler
ECG-031	Long chuck with hose, 1/4" coupler
ECG-019A	Brass clamp chuck with hose, 1/4" coupler
ECG-019B	Brass clamp chuck with hose, 1/4" coupler
ECG-009	Digital tire gauge with long chuck and hose
ECG-016	Dial gauge to brass clamp chuck with hose
ECG-023	Tire gauge with all purpose brass chuck
ECG-013	Long straight bar gauge with protector

WORK SHOP TOOLS

TIRE GAUGES

www.cneverwinner.com



ETG-002
Plastic Head ,Metal Body
Calibrated:10-20Lbs
scales selection(bar,kpa,kg/cm²,psi)



ETG-001B
Content:vibrant colour,chrome-plated plastic or zinc head,4 side plastic bar,aluminium tube
Packing:1.plastic head:100/600pcs 10.2/11.2kg,48x32x15.5cm².metal head:100/600pcs 14.4/15.4kg 48x32x15.5cm



ETG-001D
Content:black plastic head, metal body, 2 side plastic bar
Packing: 600pcs 9.6/10.6kg,46x40x26.5cm
Calibrated:10-50 lbs or 10-100 lbs scales selection (bar.kpa,kg/cm².psi)



ETG-001F
Content:black plastic head, metal tube, 2 side plastic bar
Packing:600pcs 9.6/10.6kg,46x40x26.5cm
Calibrated:10-50 lbs or 10-100 lbs scales selection (bar.kpa,kg/cm².psi)



ETG-001A
Content:chrome metal head,metal tube, 4 side plastic bar
Packing:600pcs 9.6/10.6kg,46x40x26.5cm
Calibrated:10-50 lbs or 10-100 lbs scales selection(bar.kpa,kg/cm².psi)



ETG-001C
Content:chrome plastic head, metal tube, 4 side plastic bar
Packing:600pcs 10.2/11.2kg, 46x40x26.5cm
Calibrated:10-50 lbs or 10-100 lbs scales selection (bar.kpa,kg/cm².psi)



ETG-001E
Content:metal head,metal tube, 2 side plastic bar
Packing:600pcs 13.2/14.2kg,46x40x26.5cm
Calibrated:10-50 lbs or 10-100 lbs scales selection (bar.kpa,kg/cm².psi)



ETG-001H
Content:chrome plastic zinc head, metal body, 4 side plastic bar, straight-on head for easy to get au valve
Packing:600pcs 14.4/15.4kg,46x40x23.5cm
Calibrated:10-50 lbs or 10-100 lbs scales selection (bar.kpa,kg/cm².psi)



ETG-001K
Content:vibrant colour, chrome-plated plastic, 4 side plastic bar,aluminium tube
Packing:600pcs 10.2/11.2kg,48x32x15.5cm



ETG-005M
Metal head, Metal body, 4side metal bar, calibrated: 10-160lb/in2 scales selection (bar.kpa. kg/cm².psi)



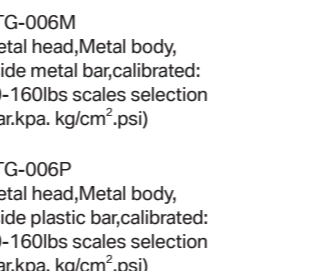
ETG-005P
Metal head, Metal body, 4side plastic bar, calibrated: 10-160lb/in2 scales selection (bar.kpa. kg/cm².psi)



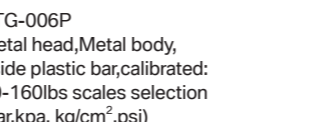
ETG-001G
Content:chrome plastic head,metal body, 2 side plastic bar
Packing:600pcs 9.6/10.6kg,46x40x26.5cm
Calibrated:10-50 lbs or 10-100 lbs scales selection(bar.kpa,kg/cm².psi)



ETG-001J
Content:black plastic head, metal tube, 4 side plastic bar
Packing:600pcs 9.6/10.6kg,46x40x26.5cm
Calibrated:10-50 lbs or 10-100 lbs scales selection (bar.kpa,kg/cm².psi)



ETG-006M
Metal head,Metal body, 2side metal bar,calibrated: 10-160lbs scales selection (bar.kpa. kg/cm².psi)



ETG-006P
Metal head,Metal body, 2side plastic bar,calibrated: 10-160lbs scales selection (bar.kpa. kg/cm².psi)

WORK SHOP TOOLS

Tire Charger Head

PART NO.	DESCRIPTION
TCH-01	ABS Tire Changer Mounting Head
TCH-02	ABS Tire Changer Mounting Head
TCH-03	ABS Tire Changer Mounting Head
TCH-04	Metal Tire Changer Mounting Head
TCH-05	Metal Tire Changer Mounting Head
TCH-06	Metal Tire Changer Mounting Head
TCH-07	Metal Tire Changer Mounting Head
TCH-08	Metal Tire Changer Mounting Head



Bead Clamp&Quick Connector

PART NO.	DESCRIPTION
TMAS-001	Bead Clamp
TMAS-002	Bead Clamp
TMAS-003	Quick Connector



EW-A1343 Creeper
EW-A1344 Plastic creeper With 6 Wheels
40" ergonomically design frame.
36" swivel casters make it extremeloy manoeuvre able.
Vinyl covered foam head rest for maximum comfort.
Two small stroage trays conveniently located on either side.
Allow profile of 1" allows for greater clearance under vehicles.



Nitrile Coated Gloves

Items:1.seamless 13G polyester shell, nitrile coating,smooth finish
2.seamless 13G polyester shell,nitrile coating,foam finish
3.100% cotton jersey or interlock lining,nitrile coating,smooth finish
Features:nitrile coated gloves provide benefits of comfort and fit ,good abrasion resistance,antistatic,anti-acid,anti-alkali and preventing oil penetration.
Application in a wide rang such as: light industry,precision instrument and electronic fields.



EWG-2001
13 gauge black polyester shell
Black nitrile coating,smooth finish,
Half back coated



EWG-2002
13 gauge gray polyester shell
Gray nitrile coating,smooth finish
Half back coated



EWG-2003
13 gauge white polyester shell
Blue nitrile coating,smooth finish,
Half back coated

Warning Triangles



Part NO.	EWT-002
Packing:	20pcs
G.W./N.W.:	17.8/16.8kgs
Carton size:	46x32x32cm
20'GP:	11900pcs
40'GP:	23779pcs



Part NO.	EWT-016-1
Packing:	20pcs
G.W./N.W.:	18/17kgs
Carton size:	46x35x32cm
20'GP:	11900pcs
40'GP:	23779pcs



Part NO.	EWTB-02
Packing:	25pcs
Material:	Polyester,GPPS+HIPS
G.W./N.W.:	15.5/14.5kgs
Carton size:	48x42x32cm
20'GP:	14500pcs



Part NO.	EWT-701
Packing:	100pcs
G.W./N.W.:	20/19kgs
Size:	16x10x3.8cm
Meas:	50x42x37cm
20'GP:	38600pcs



Part NO.	EWT-702
Packing:	100pcs
G.W./N.W.:	17/16kgs
Size:	14.6x9.8x2.5cm
Meas:	67x40x32cm
20'GP:	34500pcs



Car Emergency Kit




- EW-801**
 1pc storage box
 1pc multi-function flashlight
 1pc booster cable(8G)
 1pc two heads screwdriver
 1pc long nose pliers
 1pc warning triangle
 1pc adjustable wrench
 28pcs first aid kit
 1pc electrical tape
 1pc cross tyre wrench
 8pcs auto fuse
 1pc air compressor



- EW-802**
 1pc carry bag
 1pc booster cable(4mm2)
 1pc towing rope
 1pc warning triangle
 1pair gloves
 1pc safety vest
 1pc flash light
 1pc raincoat
 1pc utility knife
 1pc SOS banner
 1pc tire gauge

- 1pc ice scraper
 1pc emergency blanket
 1pc test pencil
 1pc slip-joint pliers
 1pc air compressor
 9pcs screwdriver and bits
 10pcs bulb kit
 1pc oil pump
 7pcs tire repair tools
 1pc luggage cord
 1pc electrical tape
 20pcs cable ties



WORK SHOP EQUIPMENTS



HYDRAULIC BOTTLE JACKS

www.cneverwinner.com



Features

Adjustable screw saddle provides additional lifting ranges with support and stability
 Wide, rugged base provides stability and strength
 All critical stress points are reinforced for added durability and dependability
 Meet ANSI/ASME&CE/GS standards
 Ideal for auto, truck service, farm, and shop use



Model	Lifting Wt(ton)	Min.H (mm)	Lifting.H (mm)	Adjust.H (mm)	Max.H (mm)	Net.Wt (kg)	GR.Wt (kg)	Measurement (cm)	Quantity (pcs)	20'Container (pcs)
EW10302B	2	158	90	60	308	2.3	16.2	34.5x34x25.5	6	6480
EW10304B	4	195	125	60	380	3.3	22.8	38.5x35x29.5	6	4602
EW10306B	6	180	110	60	350	3.2	22.2	38.5x35x29.5	6	4728
EW10302	2	158	90	60	308	2.3	25	52x25.5x19	10	6480
EW10303	3	195	125	60	380	3.3	28	46x26.5x22.5	8	4600
EW10304	4	180	110	60	350	3.2	28	46x26.5x20.5	8	4728
EW10305	5	197	125	60	382	4.4	28	37x27.5x22.5	6	3500
EW10306	6	197	125	60	382	4.4	28	37x27.5x22.5	6	3500
EW10308	8	205	125	60	390	5.4	23	29.5x27.5x22.5	4	2430
EW10312	10	205	125	60	390	6	25	30.5x29.5x24	4	2210
EW10315	12	215	125	60	400	7.2	15.5	30.5x16.5x24	2	1800
EW10316	15	225	140	60	425	8.3	17.5	31.5x17x24.5	2	1460
EW10316	16	225	140	60	425	8.3	17.5	31.5x17x24.5	2	1460
EW10320	20	244	145	60	449	11	23	34.5x19.5x27	2	1400
EW10330	30	285	180	/	465	14.6	31	37.5x19x31	2	970
EW10332	32	285	180	/	465	22	23	23x19x31	1	480
EW10350	50	300	180	/	480	33	34	24x22x32	1	480

Features

Operate manually or pneumatically with as little as 120PSI
 Convenient carrying handle and a 360 degree swivel air hose allows for easy transport and operation
 Automatic release valve prevents accidental overloading
 Meet ANSI/ASME&CE/GS standards
 Ideal for wide variety of tasks for automotive, trucks, construction sites and commercial/industrial work



Model	Lifting Wt(ton)	Min.H (mm)	Lifting.H (mm)	Adjust.H (mm)	Max.H (mm)	Net.Wt (kg)	GR.Wt (kg)	Measurement (cm)	Quantity (pcs)	20'Container (pcs)
EW30112	12	250	165	80	495	10	11	24x18x27	6	1400
EW30120	20	260	170	80	510	16	17	28x20x28	4	1030
EW30130	30	250	150	/	400	21	22	29x22x27	2	730
EW30150	50	270	160	/	430	34	35	37x30x29	2	500

HYDRAULIC FLOOR JACKS




Model	Description	Capacity	N.W. (kg)	Min.H (mm)	Max.H (mm)	Product Size (mm)	Package Size/ Color Box (mm)	Package Size/ Blow Case (mm)	qty. in one 20'GP/color box (pcs)	qty. in one 20'GP/blow case (pcs)
EW86140	Mini Suv	2T	9.8	140	387	357*135*135		390*210*180		1900.000
EW811	Floor Jack	2T	5.5	140	300	380*190*135	405*200*145	405*200*150	2400	2400
EW82001	Floor Jack	2T	6.5	135/125	320/300	420*200*135	445*210*140	450*212*143	2400	2280
EW82002	Floor Jack Bigger Pallet	2T	6.5	135/125	320/300	420*200*135	445*210*140	450*212*143	2400	2280
EW82003	Floor Jack	2T	7	135	320	420*200*135	445*210*140	450*212*143	2360	2200
EW82004	Floor Jack	2T	8.5	130	330	450*200*130	475*210*130	480*230*150	1940	1820
EW82005	Floor Jack	2T	10.5	135	380	520*190*165	530*200*170	560*230*175	1690	1300
EW85001	Floor Jack	3.5T	46	80	540	760*345*165	790*385*180		385	



Model	Description	Capacity	N.W. (kg)	Min.H (mm)	Max.H (mm)	Product Size (mm)	Package Size/ Color Box (mm)	Package Size/ Blow Case (mm)	qty. in one 20'GP/color box (pcs)	qty. in one 20'GP/blow case (pcs)
EW83001	Floor Jack	3T	22	145	460	575*330*185	620*360*190		680	
EW83002	Floor Jack	3T	28	135	500	640*340*195	690*385*200		510	
EW83003	Floor Jack	3T	28	135	500	640*340*195	690*385*200		510	
EW83004	Floor Jack	3T	30	135	500	645*345*190	690*385*200		510	
EW83005	Floor Jack	3T	30	135	500	645*345*190	390*385*200		510	
EW83006	Floor Jack	3T	32	135	495	695*345*165	770*385*210		510	
EW83008	Floor Jack	4T	34kg	130	500	690*347*200	720*385*210		485	
EW83007	Floor Jack	3T	35	130	495	690*347*200	720*385*210		485	
EW83009	Floor Jack	3T	36kg	130	495	668*337*176	725*355*210		450	

Jack Stand



Model	Capacity (ton)	Working Range	Package Size	G.W/N.W(KG)
EW-CZ 2	2	290mm-420mm	200x180x235mm	4.9/5.2
EW-CZ 3	3	290mm-420mm	200x180x240mm	5.4/6.2
EW-CZ 6	6	380mm-600mm	270x240x340mm	9.0/10.1
EW-CZ 12	12	500mm-750mm	320x280x450mm	26.5/28



Model	Capacity (ton)	Working Range	Package Size	G.W/N.W(KG)
EW-52002	2	280mm-355mm	670x270x310mm	3.2/3.4
EW-52003	3	300mm-430mm	680x280x350mm	4.0/4.4
EW-52006	6	350mm-580mm	290x225x420mm	7.2/8.3

Engine Crane (Folding Type)

heavy gauge welded steel construction
 breaks down in seconds for transportation and storage
 heavy-duty full swivel casters provide easy maneuverability and positioning
 telescoping boom permits multiple length adjustments
 wide base provides controlled lowering
 forged steel grab hook



MODEL	EW230102
Capacity	1 Ton
Lifting H	2090mm
Meas.	145*51*29cm
N.W.	70kg
G.W.	80kg
Qty/20'CY	130pcs



EW800

Features

Motorfree
 Inside and outside 12 o'clock position self-calibration
 Aluminum gauge head with wheel weight clamp
 Manual input of all wheel data
 DYN mode for standard rim, 4 ALU modes for alloy rims or special shaped rim, statistic mode for motorcycle rim
 Pluggable position pick up board
 Pedal-operated main shaft lock



EW810A

Features

Aluminum gauge head with wheel weight clamp
 Automatic distance and wheel diameter measuring
 DYN mode for standard rim, 3 ALU modes for alloy rims or special shaped rim, statistic mode for motorcycle rim
 Pluggable position pick up board
 Self diagnoses, easy to find the problem



EW825A

Features

Aluminium gauge head with wheel weight clamp
 Automatic distance and wheel diameter measuring
 DYN mode for standard rim, 3 ALU modes for alloy rims or special shaped rim, statistic mode for motorcycle rim
 Pluggable position pick up board
 SP and hidden weight mode
 OPT mode for optimization
 Self diagnoses, easy to find the problem
 Pedal-operated main shaft lock



EW820A

Features

Aluminium gauge head with wheel weight clamp
 Automatic distance and wheel diameter measuring
 DYN mode for standard rim, 3 ALU modes for alloy rims or special shaped rim, sfatic mode for motorcycle rim
 Pluggable position pick up board
 Self diagnoses, easy to find the problem



EW620

Features

Swing arm for minimum space requirement
Self-centring four-jaw tumbtable controlled via two clamping cylinders for correct clamping of the wheel
Bead breaker with large anti-skid rubber pad
Locking rim from 10"-22"
Large bead breaker blade
IAI Rear air tank serves as tubeless tyre inflation device



EW626

Features

Swing arm for minimum space requirement
Self-centring four-jaw tumbtable controlled via two clamping cylinders for correct clamping of the wheel
Bead breaker with large anti-skid rubber pad
Locking rim from 10"-24"
Large bead breaker blade
IAI Rear air tank serves as tubeless tyre inflation device



EW650RA

Features

For standard, low-profile and run-flat wheels of car and light commercial vehicles
Machine post tilted backwards / forwards upon pedal operation (pneumatic) and pneumatically locked in working position
Locking rim from 10"-24"
Pedal assembly may draw from front cover
Right help arm
Self-centring four-jaw tumbtable controlled via two clamping cylinders for correct clamping of the wheel
Plastic protection inside jaws and on mounting head to avoid damage to alloy rims
Large bead breaker blade
Bead breaker with large anti-skid rubber pad
IAI Rear air tank serves as tubeless tyre innation device



EW665RA

Features

For standard, low-profile and run-flat wheels of car and light commercial vehicles
Pneumatically operated tilling back post
Right help arms
Locking rim from 12"-26"
Pedal assembly may draw from front cover
Larger main body and turning table
Adjustable bead breaker
Bigger bead breaker cylinder Φ200, more powerful
Pedal-controlled inflator
IAI Rear air tank serves as tubeless tyre inflation device



EWM-Z

Features

Manual Tire Spreader for Passenger and Light Truck Tires
The Air Power Tires spreader(with stand base) is designed for tire dicing spreading when repairing car tires.
The available operations include tire inspecting, cutting, buffing, dust suctioning, tubes and patching.
The wider platform offers more stable work surface.
The adjustable light increases visibility inside the tire.
All makes the repairing work more quickly and conveniently.



EW691

Electro-hydraulic operation
Clockwise and anticlockwise rotation of chuck
Rim capacity 14"-26"
Movable controlling unit



EWD-Z

Features

Rotatable vulcanizing machine for car tyres. Double surface vulcanize, high quality heating pipes, quick heating, more durable.
Temperature adjustable equipment ensure adequate vulcanizing temperature.
Provide heat conducted sand bag, make tires under vulcanization more conform to normal condition.



EW2000



EW5000

PSA(Pressure Swimming Adsorption) technology for nitrogen generation which use special filtration for nitrogen separation. Oil vapour is detected after through the filtration, water vapour, helium and oxygen diffuse quickly than nitrogen, so that leaving nitrogen mainly as the product. The purity of nitrogen generated can ordinary reach more than 95%.