


# SILENT CANOPY

The high standard silent canopies produced by GTL could be used in the most harshest outdoor environment with excellent safety performance and noise-lower performance.

RENTAL



## INDUSTRIAL



OT1619



OT2023



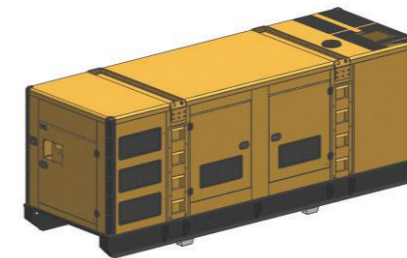
OT2428



OT2934



OT3544



OT4555



20GP standard container type is suitable for ocean shipping and land transportation



40GP/HQ standard container type is suitable for ocean shipping and land transportation



Super Silent Generator Set (Reinforced type)



Trailer Generator Set (Available to run on the highway)





**Sensitive,  
Reliable and impeccable  
Control System**

● Control System for single Unit Operation



● Automatic Control System for Multiple Units Operation (with generators parallel and mains parallel performance)



PCC2200-S1000N2U440

● ATS Cabinet



A2500/4

S400/4



P18



P11-P12



P15-P16



P13-P14



P17



P20



P19



P16




P09-P10



50HZ	1500 rpm/400v 3P 4W/50HZ/0.8PF				ENGINE					Dimensions(LxWxH)&Weight			
	PRP		STP		Model	Fuel Cons. (L/ph)	Prime (KW)	N Cyl.	Cyl.Liters	Open Genset		Silent Genset	
	KVA	KW	KVA	KW						Dimension(mm)	weight (kg)	Dimension(mm)	weight (kg)
RWW-20T5	20	16	22	17.6	4D24G4/A	4.9	18.5	4	2.5	1340*750*1210	600	2000*900*1550	950
YCW-25T5	25	20	30	24	YC4FA40Z-D20	7.1	28	4	3	1520*750*1280	940	2250*1060*1750	1550
RWW-25T5	25	20	27.5	22	4D24G2/A	6.3	24	4	2.5	1390*750*1210	680	2000*900*1550	1000
RWW-30T5	29.8	23.8	32.7	26.2	4D24TG2/A	7.4	28	4	2.5	1410*750*1210	700	2000*900*1550	1020
RWW-35T5	34.8	27.8	38.2	30.6	4D24TG1/A	8.4	32	4	2.5	1450*750*1210	750	2050*900*1550	1100
YCW-38T5	37.5	30	41.3	33	YC4D60-D21	10.7	40	4	4.2	1750*780*1280	950	2400*1060*1750	1700
YCW-38T5	37.5	30	40	32	YC4FA55Z-D20	9.5	36.8	4	3	1790*780*1280	1000	2400*1060*1750	1650
RWW-39T5	39.1	31.3	43	34.4	4D24TG0/A	9.5	36	4	2.5	1450*750*1210	750	2050*900*1550	1100
YCW-50T5	50	40	55	44	YC4FA75L-D20	12.5	50	4	3	1790*780*1280	1000	2400*1060*1750	1650
YCW-50T5	50	40	55	44	YC4D80-D34	13.6	53	4	4.2	1780*780*1280	1050	2400*1060*1750	1800
YCW-56T5	56	45	63	50	YC4D85Z-D20	15.7	55	4	4.2	1780*780*1280	1050	2400*1060*1750	1800
YCW-63T5	63	50	69	55	YC4D90Z-D21	15.8	60	4	4.2	1790*780*1280	1100	2400*1060*1750	1850
YCW-63T5	63	50	69	55	YC4D90-D34	15.4	60	4	4.2	1820*780*1280	1100	2400*1060*1750	1850
YCW-75T5	75	60	83	66	YC4D105-D34	17.9	70	4	4.2	1900*780*1220	1200	2050*900*1550	2000
YCW-80T5	80	64	88	70	YC4A110Z-D20	19.2	77	4	4.8	1880*850*1400	1200	2650*1100*1750	2200
YCW-80T5	80	64	88	70	YC4A115-D30	19.2	77	4	4.8	1960*850*1400	1250	2650*1100*1750	2200
YCW-88T5	88	70	100	80	YC4D120-D30	20.5	80	4	4.2	2000*850*1400	1550	2650*1100*1750	2400
YCW-100T5	100	80	110	88	YC4A140L-D20	23.7	95	4	4.8	2150*850*1600	1550	2950*1100*1900	2400
YCW-100T5	100	80	110	88	YC6B135Z-D20	23.8	90	6	6.9	2150*850*1600	1550	2950*1100*1900	2400
YCW-100T5	100	80	110	88	YC4D140-D30	24.3	95	4	4.2	2000*850*1400	1550	2650*1100*1750	2400
YCW-100T5	100	80	110	88	YC4A140-D30	23.7	95	4	4.8	2000*850*1400	1550	2650*1100*1750	2400
YCW-113T5	113	90	124	99	YC6B155L-D21	26.2	103	6	6.9	2300*850*1600	1750	2950*1100*1900	2600
YCW-113T5	113	90	125	100	YC4D155-D30	26.4	103	4	4.2	2080*850*1400	1600	2650*1100*1750	2500
YCW-113T5	113	90	125	100	YC4A155-D30	25.7	103	4	4.8	2080*850*1400	1600	2650*1100*1750	2500
YCW-113T5	113	90	125	100	YC4A165-D30	27.5	110	4	4.8	2080*850*1400	1600	2650*1100*1750	2500
YCW-125T5	125	100	150	120	YC6B180L-D20	28.3	120	6	6.9	2300*850*1600	1800	2950*1100*1900	2650
YCW-138T5	138	110	150	120	YC4A190-D30	31.2	125	4	4.8	2080*850*1400	1630	2650*1100*1750	2530
YCW-138T5	138	110	150	120	YC6A190-D30	32.0	125	6	7.3	2330*850*1450	1800	2950*1100*1900	2650
YCW-150T5	150	120	163	130	YC6B205L-D20	33.3	138	6	6.9	2380*850*1600	1900	3200*1100*2000	2750
YCW-150T5	150	120	165	132	YC6A205-D30	35.1	138	6	7.3	2330*850*1450	1800	2950*1100*1900	2650
YCW-175T5	175	140	188	150	YC6A230L-D20	39.3	155	6	7.3	2400*1000*1600	2000	3300*1380*2150	2800
YCW-175T5	175	140	193	154	YC6A230-D30	39.3	155	6	7.3	2310*850*1450	1850	2950*1100*1900	2700
YCW-188T5	188	150	200	160	YC6A245L-D21	41.5	165	6	7.3	2730*1050*1800	2400	3800*1380*2200	3300
YCW-188T5	188	150	206	165	YC6A245-D30	41.5	165	6	7.3	2310*850*1450	1900	2950*1100*1900	2750
YCW-200T5	200	160	220	176	YC6G270L-D20	45.8	180	6	7.8	2650*1000*1550	1900	3800*1380*2200	3300
YCW-200T5	200	160	220	176	YC6A275-D30	46	184	6	7.3	2650*1000*1550	1900	3800*1380*2200	3300
YCW-250T5	250	200	275	220	YC6MK350L-D20	57.1	235	6	10.3	2840*1050*1800	2800	4000*1380*2200	3800
YCW-250T5	250	200	275	220	YC6MK350-D30	57.1	235	6	10.3	2850*1140*1800	2800	4000*1380*2200	3800
YCW-313T5	313	250	350	280	YC6MK420L-D20	68.7	281	6	10.3	2850*1140*1800	2900	4000*1380*2200	3900
YCW-313T5	313	250	344	275	YC6MK420-D30	67.9	281	6	10.3	2850*1140*1800	2900	4000*1380*2200	3900
YCW-350T5	350	280	375	300	YC6MJ480L-D20	77.7	321	6	11.7	2950*1200*1800	3000	4000*1380*2200	4000
YCW-350T5	350	280	375	300	YC6MK450-D30	77	301	6	10.3	2850*1140*1800	3000	4000*1380*2200	4000
YCW-375T5	375	300	400	320	YC6K500-D30/D31	80.9	335	6	12.2	3200*1250*1850	3200	4500*1700*2500	4500
YCW-400T5	400	320	438	350	YC6T550L-D21	88.1	368	6	16.4	3100*1200*1850	3200	4360*1380*2200	4200
YCW-400T5	400	320	438	350	YC6K520-D30	86	356	6	12.2	3200*1250*1850	3200	4500*1700*2500	4500
YCW-438T5	438	350	481	385	YC6K570-D30	94	389	6	12.9	3200*1250*1850	3350	4500*1700*2500	4650
YCW-450T5	450	360	500	400	YC6T600L-D22	97.6	401	6	16.4	3320*1240*2000	4400	4500*1700*2500	5500
YCW-500T5	500	400	550	440	YC6T660L-D20	108	441	6	16.4	3320*1240*2000	4500	4500*1700*2500	5600
YCW-500T5	500	400	550	440	YC6T660-D31	108	441	6	16.4	3320*1240*2000	4500	4500*1700*2500	5600
YCW-563T5	563	450	625	500	YC6TD780L-D20	131.6	520	6	19.6	3450*1500*2000	4650	4600*1880*2500	5800
YCW-563T5	563	450	625	500	YC6TD780-D31	131.6	520	6	19.6	3450*1500*2000	4650	4600*1880*2500	5800
YCW-625T5	625	500	688	550	YC6TD840L-D20	144.1	561	6	19.6	3450*1500*2000	4700	4600*1880*2500	5850



YCW-1000T5



YCW-688T5



YCW-2125T5



YCW-275T5

50HZ	1500 rpm/400v 3P 4W/50HZ/0.8PF				ENGINE					Dimensions(LxWxH)&Weight			
	PRP		STP		Model	Fuel Cons. (L/ph)	Prime (KW)	N Cyl.	Cyl.Liters	Open Genset		Silent Genset	
	KVA	KW	KVA	KW						Dimension(mm)	weight (kg)	Dimension(mm)	weight (kg)
YCW-625T5	625	500	688	550	YC6TD840-D31	144.1	561	6	19.6	3450*1500*2000	4700	4600*1880*2500	5850
YCW-688T5	688	550	750	600	YC6TD900-D31	154	605	6	19.6	3530*1660*2050	4800	4600*2000*2500	6000
YCW-750T5	750	600	875	700	YC6C1020L-D20	176.5	680	6	39.6	4000*1600*2250	6500	6069*2438*2591	8500
YCW-750T5	750	600	825	660	YC6C1020-D31	176.4	680	6	39.6	4000*1600*2250	6500	6069*2438*2591	8500
YCW-813T5	813	650	888	710	YC6C1070L-D20	182.2	715	6	39.6	4440*1670*2500	8100	12192*2438*2896	10100
YCW-813T5	813	650	888	710	YC6C1070L-D31	182.2	715	6	39.6	4440*1670*2500	8100	12192*2438*2896	10100
YCW-913T5	913	730	1000	800	YC6C1220-D31	206.1	815	6	39.6	4650*1800*2530	8300	12192*2438*2896	15000
YCW-1000T5	1000	800	1125	900	YC6C1320-D31	219.6	880	6	39.6	4650*1800*2530	8800	12192*2438*2896	15500
YCW-1125T5	1125	900	1250	1000	YC6C1520-D31	217.4	1016	6	39.6	4650*1800*2530	9300	12192*2438*2896	16000
YCW-1250T5	1250	1000	1375	1100	YC12VC1680-D31	271.5	1120	12	79.2	5630*2600*2900	13000	12192*2438*2896	22000
YCW-1500T5	1500	1200	1688	1350	YC12VC2070-D31	324.1	1380	12	79.2	5550*2600*2900	13000	12192*2438*2896	22000
YCW-1688T5	1688	1350	1875	1500	YC12VC2270-D31	404.5	1520	12	79.2	5900*2600*2900	14000	12192*2438*2896	23000
YCW-1875T5	1875	1500	2000	1600	YC12VC2510-D31	408.6	1680	12	79.2	6140*2600*2900	14000	12192*2438*2896	23000
YCW-2125T5	2125	1700	2250	1800	YC12V2700-D31	441.7	1805	12	79.2	6140*2600*2900	14650	12192*2438*2896	23650
YCW-2250T5	2250	1800	2500	2000	YC16VC3000-30/D31	484.3	2005	16	105.6	7800*2877*3356	22950	12192*2438*2896	32000
YCW-2500T5	2500	2000	2750	2200	YC16VC3300-30/D31	532.7	2205	16	105.6	8000*2877*3356	23600	12192*2438*2896	33000
YCW-2750T5	2750	2200	3000	2400	YC16VC3600-30/D31	581	2405	16	105.6	8000*2877*3356	23900	12192*2438*2896	33500

60HZ	1800 rpm/480v 3P 4W /60HZ/0.8PF				ENGINE					Dimensions(LxWxH)&Weight			
	PRP		STP		Model	Fuel Cons. (L/ph)	Prime (KW)	N Cyl.	Cyl.Liters	Open Genset		Silent Genset	
	KVA	KW	KVA	KW						Dimension(mm)	weight (kg)	Dimension(mm)	weight (kg)
RWW-24T6	23.9	19	26.3	21	4D24G3/A	6	22	4	2.5	1340*750*1210	600	2000*900*1550	950
RWW-29T6	29.4	24	32.3	26	4D24G1/A	7.5	27	4	2.5	1390*750*1210	680	2000*900*1550	1000
RWW-39T6	38.8	31	42.6	34	4D24TG3/A	9.9	36	4	2.5	1450*750*1210	750	2050*900*1550	1100



50HZ	1500 rmp/400v 3P 4W/50HZ/0.8PF				ENGINE					Dimensions(LxWxH)&Weight			
	PRP		STP		Model	Fuel Cons. (L/ph)	Prime (KW)	N Cyl.	Cyl.Liters	Open Genset		Silent Genset	
	KVA	KW	KVA	KW						Dimension(mm)	weight (kg)	Dimension(mm)	weight (kg)
PW-9T5	8.8	7	9.6	7.7	403A-11G1※	2.6	8.6	3	1.1	1400x760x930	310	1670x900x1350	750
PW-9T5	8.8	7	9.6	7.7	403D-11G※	3.2	10.7	3	1.1	1400x760x930	310	1670x900x1350	750
PW-13T5	12.5	10	13.8	11	403A-15G1※	3.7	12.2	3	1.5	1400x760x930	390	1670x900x1350	800
PW-13T5	12.5	10	13.8	11	403D-15G※	3.7	12.2	3	1.5	1400x760x980	390	1670x900x1350	850
PW-15T5※	15.0	12	16.5	13.2	403A-15G2※	4.1	13.6	3	1.5	1400x760x930	390	1670x900x1350	850
PW-20T5	20.0	16	22	17.6	404A-22G1※	5.3	18.7	4	2.2	1630x750x1350	560	2250x1060x1750	1000
PW-20T5	20.0	16	22	17.6	404D-22G※	5.3	18.7	4	2.2	1500x900x1190	660	2000x1000x1450	1100
PW-28T5	27.5	22	30.3	24.2	404D-22TG※	7.1	25.2	4	2.2	1630x750x1350	560	2250x1060x1750	1000
PW-30T5※	30	24	33	26.4	1103A-33G	7.1	28.2	3	3.3	1730x900x1190	750	2250x1060x1750	1200
PW-45T5※	45	36	49.5	39.6	1103A-33TG1	10.7	42.2	3	3.3	1730x900x1190	800	2250x1060x1750	1250
PW-60T5※	60	48	66	53	1103A-33TG2	13.9	59.3	3	3.3	1730x900x1190	830	2250x1060x1750	1300
PW-65T5※	65	52	72	57	1104A-44TG1※	14.8	59.6	4	4.4	1780*750*1450	1000	2400*1060-1750	1400
PW-80T5※	80	64	88	70	1104A-44TG2※	18.7	73.4	4	4.4	1860x900x1290	1020	2400x1060x1540	1440
PW-80T5※	80	64	88	70	1104C-44TAG1※	18.6	75	4	4.4	2220x750x1530	1060	2850x1100x1950	1460
PW-80T5	80	64	88	70	1104D-E44TAG1※	20.6	76.6	4	4.4	1780*750*1450	1100	2400*1060-1750	1500
PW-100T5※	100	80	110	88	1104C-44TAG2※	22.6	93.6	4	4.4	2150x1000x1370	1100	3200x1100x2050	1510
PW-100T5	100	80	110	88	1104C-E44TAG2※	24.5	95.5	4	4.4	2220x750x1530	1060	2850x1100x1950	1500
PW-135T5	135	108	149	119	1106A-70TG1※	30.2	123.7	6	7	2300x1100x1540	1600	3200x1100x2050	1950
PW-143T5	143	114	157	125	1106D-E70TAG2※	35.0	131	6	7	2270x950x1450	1300	3200x1100x2050	1800
PW-150T5	150	120	165	132	1106A-70TAG2※	34.6	135	6	7	2300x1100x1650	1880	3200x1100x1860	2400
PW-150T5	150	120	165	132	1106D-E70TAG3※	37.5	137	6	7	2270x950x1450	1400	3200x1100x2050	2000
PW-180T5	180	144	198	158	1106A-70TAG3※	N.A	163.9	6	7	2350x1100x1860	1950	3200x1100x1860	2450
PW-180T5	180	144	198	158	1106D-E70TAG4※	43.4	166	6	7	2320x950x1450	1450	3200x1100x2050	2050
PW-200T5	200	160	220	176	1106A-70TAG4※	49.4	178.9	6	7	2600x1250x1620	2050	3650x1320x2040	2700
PW-200T5※	200	160	220	176	1506A-E88TAG1	44.6	192	6	8.8	2600x1250x1830	2150	3650x1320x2040	2800
PW-230T5※	230	184	253	202	1506A-E88TAG2 L	48.6	213	6	8.8	2600x1250x1830	2250	3650x1320x2040	2900
PW-250T5※	250	200	275	220	1506A-E88TAG3 L	55.5	236	6	8.8	2600x1250x1830	2250	3650x1320x2040	2900
PW-275T5※	275	220	305	244	1506A-E88TAG4	60.2	258	6	8.8	2790x1230x1710	2510	4000x1400x2210	3520
PW-300T5※	300	240	330	264	1506A-E88TAG5 L	64.9	281	6	8.8	2790x1230x1710	2510	4000x1400x2210	3520
PW-350T5※	350	280	385	308	2206C-E13TAG2 L	75	324.2	6	12.5	3100x1400x2010	3300	4520x1460x2240	4030
PW-400T5※	400	320	440	352	2206C-E13TAG3 L	85	368.4	6	12.5	3190x1400x2010	3500	4520x1460x2240	4260
PW-450T5※	450	360	495	396	2506C-E15TAG1 L	99	412	6	15.2	3460x1420x2190	3900	5020x1650x2480	4900
PW-500T5※	500	400	550	440	2506C-E15TAG2 L	106	451	6	15.2	3460x1420x2190	3900	5020x1650x2480	4900
PW-600T5※	600	480	660	528	2806C-E18TAG1A L	123	539.7	6	18.1	3580x1700x2190	4600	5210x1850x2450	5700
PW-650T5※	650	520	715	572	2806A-E18TAG2 L	132	584	6	18.1	3580x1700x2190	4600	5210x1850x2450	5700
PW-750T5※	750	600	825	660	4006-23TAG2A	163	658	6	22.9	4320x1760x2200	6130	6058x2438x2591	7550
PW-800T5	800	640	880	704	4006-23TAG3A	175	705	6	22.9	4050x2000x2200	5400	6058x2438x2591	7550
PW-900T5	900	720	1000	800	4008TAG1A	195	805	8	30.6	4680x2050x2400	8200	12192*2438*2896	18200
PW-1000T5	1000	800	1100	880	4008TAG2A	226	805	8	30.6	4870x2060x2470	8300	12192*2438*2896	18300
PW-1125T5	1125	900	1238	990	4008-30TAG3	244	947	8	30.6	4680x2050x2400	8200	12192*2438*2896	18200
PW-1258T5※	1250	1000	1375	1100	4012-46TWG2A	258	1106	12	45.8	4750x1870x2350	8500	12192*2438*2896	18500
PW-1350T5	1350	1080	1485	1188	4012-46TWG3A	280	1200	12	45.8	4850x2050x2500	8990	12192*2438*2896	18990
PW-1505T5※	1500	1200	1650	1320	4012-46TAG2A	328	1212	12	45.8	5070x2200x2470	9000	12192*2438*2896	19000
PW-1688T5	1688	1350	1856	1485	4012-46TAG3A	381	1500	12	45.8	5210x2080x2840	11100	12192*2438*2896	21100
PW-1850T5	1850	1480	2035	1628	4016TAG1A	383	1588	16	61.1	6000x2200x2560	12230	12192*2438*2896	21230
PW-1850T5	1850	1480	2035	1628	4016-61TRG1	371	1648	16	61.1	5600x2790x3150	13320	12192*2438*2896	21350
PW-2000T5	2000	1600	2200	1760	4016-61TRG2	421	1744	16	61.1	5720x2792x3150	13320	12192*2438*2896	21350
PW-2000T5	2000	1600	2200	1760	4016TAG2A	434	1766	16	61.1	5730x2780x3050	13500	12192*2438*2896	21500
PW-2250T5	2250	1800	2475	1980	4016-61TRG3	473	1975	16	61.1	6240x2590x2860	13900	12192*2438*2896	22000
PW-2250T5	2250	1800	2475	1980	4016-61TRG3	473	1975	16	61.1	6240x2590x2860	13900	12192*2438*2896	22000



PW-80T5 WITH CANOPY



PW-1125T5



PW-650T5 WITH CANOPY



PW-1250T6

60HZ	1800 rmp/480v 3P 4W /60HZ/0.8PF				ENGINE					Dimensions(LxWxH)&Weight			
	PRP		STP		Model	Fuel Cons. (L/ph)	Prime (KW)	N Cyl.	Cyl.Liters	Open Genset		Silent Genset	
	KVA	KW	KVA	KW						Dimension(mm)	weight (kg)	Dimension(mm)	weight (kg)
PW-11T6	11.3	9	12.4	9.9	403D-11G※	3.2	10.7	3	1.1	1400x760x930	310	1670x900x1350	750
PW-16T6	16.3	13	17.9	14.3	403D-15G※	4.3	14.7	3	1.5	1400x760x980	390	1670x900x1350	800
PW-24T6	23.8	19	26.1	20.9	404D-22G※	6.2	22	4	2.2	1500x900x1190	660	2000x1000x1450	1100
PW-33T6	32.5	26	35.8	28.6	404D-22TG※	8.3	30.3	4	2.2	1630x750x1350	560	2250x1060x1750	1000
PW-64T6	64	51	71	57	1104D-44TG1※	16.6	64	4	4.4	1710*750*1450	800	2250x1060x1750	1250
PW-73T6	73	58	80	64	1104D-E44TG1※	19	66.2	4	4.4	1710*750*1450	800	2250x1060x1750	1250
PW-90T6	90	72	100	80	1104D-E44TAG1※	23.7	88	4	4.4	1780*750*1450	1000	2400*1060-1750	1400
PW-113T6	113	90	125	100	1104D-E44TAG2※	27.7	106	4	4.4	1760*750*1450	1100	2400*1060-1750	1500
PW-153T6	153	122	168	134	1106A-70TG1※	35.2	140.5	6	7	2300x950x1540	1600	3200x1100x1860	1950
PW-169T6	169	135	186	149	1106A-70TAG2※	38.2	155	6	7	2300x950x1650	1880	3200x1100x1860	2400
PW-169T6	169	135	179	143	1106D-E70TAG2※	39.7	157	6	7	2270x950x1450	1300	3200x1100x2050	1800
PW-170T6	170	136	191	153	1106D-E70TAG3※	42.3	159	6	7	2270x950x1450	1400	3200x1100x2050	2000
PW-198T6	198	158	217	174	1106A-70TAG3※	N.A	173	6	7	2350x950x1650	1950	3200x1100x1860	2450
PW-200T6	200	160	219	175	1106D-E70TAG4※	48.3	185	6	7	2270x950x1450	1300	3200x1100x2050	1800
PW-250ST6	N.A	N.A	250	200	1106D-E70TAG5※	59.1(STB)	228(STB)	6	7	2270x950x1450	1300	3200x1100x2050	1800
PW-245T6※	245	196	269	215	1506A-E88TAG1	N.A	218	6	8.8	2600x1250x1830	2150	3650x1320x2040	2800
PW-245T6※	245	196	270	216	1506A-E88TAG2 L	N.A	218	6	8.8	2600x1250x1830	2250	3650x1320x2040	2900
PW-281T6※	281	225	309	250	1506A-E88TAG3 L	63	250	6	8.8	2600x1250x1830	2250	3650x1320x2040	2900
PW-313T6※	313	250	344	275	1506A-E88TAG4	68	278	6	8.8	2790x1230x1710	2500	4000x1700x2250	3510
PW-353T6※	353	282	386	309	1506A-E88TAG5 L	N.A	300	6	8.8	2640x1090x1670	2190	4000x1700x2250	3510
PW-400T6	400	320	440	350	2206A-E13TAG5	83	373	6	12.5	3000x1150x2060	3100	4000x1700x2500	4300
PW-400T6	400	320	438	350	2206D-E13TAG2	87	373	6	12.5	3000x1150x2060	3100	4000x1700x2500	4300
PW-438T6	438	350	500	400	2206A-E13TAG6	83	407	6	12.5	3000x1150x2060	3100	4000x1700x2500	4300
PW-438T6	438	350	500	400	2206D-E13TAG3	94	407	6	12.5	3000x1150x2060	3100	4000x1700x2500	